


12º LOULÉ CUP

06 e 07 OUT. 2017

Pavilhão Municipal Loulé



TRAMPOLIM, DUPLO MINI TRAMPOLIM E TUMBLING



ORGANISERS



OFFICIAL SUPPLIERS



INSTITUTIONAL SUPPORT



PARTNER



SPONSORS



MEDIA PARTNER












Loulé Cup 2017 12th Loulé Cup
Individual trampoline — U13 F — Qualification

				S1	S2	S3	S4	S5	S6	S7	S8	S9	S10	L	A	E	D	H	Time	Total	Score
1.	SPRING	Josie	GBR, GBR	4 3	2 5	0 4	1 3	3 1	1 3	3 3	2 2	2 3	2 4	2 0	0 0	17.8 16.9		9.30 8.9	15.355 15.390	42.455 50.090	92.545
2.	DOMINEY	Laura	GBR, GBR	1 4	3 6	0 5	1 2	3 2	1 6	4 4	2 4	2 4	4 4	0 1	0 0	17.9 15.8		9.60 8.2	14.565 13.855	42.065 47.055	89.120
3.	MATOS	Ana	POR, CEDF	4 4	2 6	0 6	4 6	6 6	6 6	6 5	2 3	4 4	6 6	0 0	0 0	16.0 14.8		9.50 8.70	13.785 14.000	39.285 43.800	83.085
4.	SANTOS	Francisca	POR, AGS	4 6	3 4	2 6	4 2	5 4	4 4	2 5	4 4	6 6	9 5	1 1	0 0	15.6 15.3		9.10 9.30	13.045 12.745	37.745 44.145	81.890
5.	NOBRE	Matilde	POR, LGC	4 6	5 4	1 2	6 4	4 4	4 5	6 2	2 4	3 4	6 6	0 3	0 0	15.9 15.6		9.60 9.50	12.960 12.530	38.460 42.930	81.390
6.	PINHEIRO	Margarida	POR, AGS	5 4	3 4	2 1	4 5	6 6	2 6	4 6	3 5	4 6	6 8	4 6	0 0	15.7 14.3		9.90 9.40	12.736 12.105	38.336 41.105	79.441
7.	SILVA	Diana	POR, TCL	3 4	4 4	1 2	2 2	4 4	4 6	5 5	6 9	2 2			0 3	14.9 15.5		9.30 9.10	13.455 13.280	37.655 41.680	79.335
8.	MONTEIRO	Maria	POR, AACo	4 7	2 2	2 5	5 6	6 4	5 6	5 6	5 3	4 7	4 7	0 0	0 0	15.8 13.4		9.65 8.45	13.010 13.200	38.460 39.750	78.210
9.	DELPRAT	Célia	FRA, EGC	5 7	6 6	6 5	6 6	5 6	6 5	5 5	3 2	4 4	8 8	0 0	0 0	14.6 14.6		9.05 9.40	11.815 12.715	35.465 42.215	77.680
10.	MOTA	Margarida	POR, APAGL	4 4	6 7	2 2	4 5	8 5	4 4	5 6	4 3	2 2	2 6	3 2	0 0	15.6 15.4		9.60 9.40	12.470 11.360	37.670 39.960	77.630
11.	VIEIRA	Rita	POR, TCL	4 4	6 3	4 4	4 6	4 4	6 7	4 6	2 3	6 3			0 2	14.0 15.4		8.10 9.50	12.000 13.585	34.100 43.285	77.385
12.	LESYUK	Polina	POR, APAGL	4 4	2 3	2 2	4 4	6 6	6 6	6 6	4 2	2 2	1 6	1 0	0 0	16.2 15.9		9.80 9.55	11.250 11.230	37.250 39.980	77.230
13.	FERNANDES	Beatriz	POR, VFC	6 4	2 2	2 2	6 4	6 6	4 3	2 2	2 2	4 6	6 6	0 4	0 0	16.0 15.9		9.30 9.60	11.610 11.795	36.910 40.295	77.205
14.	TEIXEIRA	Sofia	POR, CEDF	4 6	5 4	2 2	6 4	5 6	2 6	6 6	3 3	6 6	3 6	1 0	0 0	15.7 15.1		9.30 9.40	12.091 11.400	37.091 39.800	76.891
15.	SERRA	Mariana	POR, AGS	4 4	2 6	2 4	4 6	6 6	2 6	3 8	2 4	4 4	6 8	0 0	0 20	16.5 12.4		9.35 9.10	11.965 11.902	37.815 38.702	76.517
16.	CAVACO	Maria	POR, APAGL	6 6	4 2	2 2	6 4	7 6	6 6	6 6	4 4	2 3	2 5	0 4	0 0	15.5 15.2		9.70 9.55	11.435 11.435	36.635 39.485	76.120
17.	JAMES	Caitlin	FRA, EGC	5 4	6 6	6 6	2 3	6 6	4 3	4 4	2 2	2 3	4 6	0 1	0 0	15.9 15.6		9.70 9.40	10.930 10.715	36.530 38.915	75.445
18.	REIS	Maria	POR, VFC	5 7	2 4	2 2	5 6	6 6	2 4	3 2	2 2	6 6	6 6	2 2	0 0	15.9 15.3		9.35 9.20	11.410 11.370	36.660 38.670	75.330
19.	ROSA	Madalena	POR, ADL	7 6	5 4	3 4	4 5	5 6	4 4	4 6	2 8	6 2	6 4	1 0	0 0	15.3 15.1		9.10 9.80	11.280 11.155	35.680 39.355	75.035
20.	CHUMBINHO	Matilde	POR, VFC	6 6	3 3	2 2	6 4	6 6	2 2	2 2	3 2	6 6	7 7	0 0	0 0	15.7 16.0		9.50 9.25	10.530 10.795	35.730 38.845	74.575
21.	CLEMENTE	Lara	POR, AlgarveGYM	8 7	9 6	6 6	7 6	10 8	6 6	4 7	3 7	4 4	4 5	1 2	0 0	13.8 13.6		9.80 9.30	12.839 11.960	36.439 37.960	74.399
22.	GULLIVER	Sophie	POR, AlgarveGYM	7 6	8 6	6 5	6 6	7 7	5 4	4 7	3 8	2 4	6 3	0 0	0 0	14.6 14.4		9.35 9.60	11.695 11.585	-0.6 → 35.045 39.185	74.230
23.	FAZENDA	Filipa	POR, APAGL	6 6	2 2	2 2	4 5	6 8	2 3	2 4	2 4	6 8	7 6	0 1	0 0	16.1 15.1		9.60 9.00	10.525 10.410	36.225 37.310	73.535
24.	GONÇALVES	Lou-Ann	POR, ADL	6 6	4 4	4 4	6 6	7 6	6 4	4 6	4 6	6 4	6 6	2 0	0 0	14.5 14.8		9.40 9.20	10.935 10.730	34.835 38.030	72.865
25.	GOMES	Sara	POR, AlgarveGYM	7 8	8 6	6 6	7 8	8 7	5 6	4 4	3 3	4 2	7 7	4 0	0 0	13.7 14.3		9.60 9.20	11.330 11.145	34.630 37.745	72.375
26.	DIAS	Laura	POR, CEDF	6 6	4 4	4 4	7 5	7 7	4 8	8 8	4 4	7 6	4 10	0 1	0 0	14.5 13.7		9.20 9.60	10.400 10.220	34.100 37.420	71.520


















13/10/2017

Qualification — Individual trampoline, U13 F — Results

			S1	S2	S3	S4	S5	S6	S7	S8	S9	S10	L	A	E	D	H	Time	Total	Score	
27.	CUNHA	Lara	 POR, CEDF	5	3	4	8	8	4	8	6	8	6	0	0	14.0		9.10	11.430	34.530	70.950
				6	7	3	8	9	6	8	4	8	10	2	0	12.9	2.7	9.40	11.420	36.420	
28.	FERNANDES	Matilde	 POR, CRDBR	6	3	4	6	6	4	2	4	6	6	0	20	13.3		9.40	10.790	33.490	70.740
				4	3	4	6	7	4	4	5	6	9	2	0	14.6	2.8	9.10	10.750	37.250	
29.	ELENA	Anna	 POR, GSC	4	2	3	4	2	6	3	6			0		13.0		8.00	9.495	30.495	70.210
				4	4	3	6	6	2	6	2	3	6	0	0	15.8	3.5	9.45	10.965	39.715	
30.	RAMOS	Amália	 POR, AlgarveGYM	7	8	5	8	9	5	3	2	3	6	0	0	14.4		9.70	10.435	34.535	66.445
				6	7	4	8	9	6	8	10	7			0	11.5	3.5	8.10	8.810	31.910	
31.	VALENTE	Teresa	 POR, GSC	6	2	2	2	6	5	3	6	2	4	1	0	16.1		9.30	10.595	35.995	63.710
				6	5	2	4	4	2	7				0		11.0	2.9	6.40	7.415	27.715	
32.	LINO	Carolina	 POR, ADL	6	4	9	5	4	4	6	6	5	9	2	0	14.0		9.50	10.660	-4.0	63.301
				4	4	4	4	4	6	4	5	9		0		13.6	-0.2	8.80	9.941	→	
																1.0				29.960	
																				33.341	
33.	REIS	Miriam	 POR, CRDBR	4	2	2	5	2	2	4	6	6	5	0	0	16.2		9.60	11.760	37.560	61.770
				6	6	6	6	5	8					0		8.3	3.3	5.70	6.910	24.210	
34.	PEREIRA	Ana	 POR, AGS	5	6	4	6	6	4	6	4	8	6	0	0	14.5		9.60	11.905	36.005	56.045
				6	6	6	8	9						0		6.5	3.0	4.60	5.940	20.040	
35.	HEITOR	Rita	 POR, GSC	8	4	4	6	8	8					0		8.2		4.64	5.805	18.650	54.415
				8	4	4	4	3	7	8	5	9	10	1	0	13.7	2.7	9.80	9.565	35.765	
36.	PIRES	Inês	 POR, CRDBR	4	2	2	5	6	3	2	4	6	4	0	0	16.2		9.35	11.715	37.265	45.460
				8	6									0		2.6	1.6	1.60	2.395	8.195	



Loulé Cup 2017 12th Loulé Cup
Individual trampoline — U13 M — Qualification

			S1	S2	S3	S4	S5	S6	S7	S8	S9	S10	L	A	E	D	H	Time	Total	Score	
1.	COLE-DYER	Tyler	 GBR, GBR	0 3	0 2	1 2	0 2	1 2	1 3	0 4	1 3	2 1	0 4	0 0	0 0	19.4 17.4		9.60 9.60	15.795 15.040	44.795 53.240	98.035
2.	BROWN	Ryan	 GBR, GBR	1 4	0 2	0 4	2 0	1 4	0 1	1 4	1 5	2 4	2 2	0 0	0 0	19.0 17.0		9.70 9.50	15.690 15.020	44.390 52.720	97.110
3.	CORNELISSEN	Isak	 GBR, GBR	1 4	2 4	2 4	2 4	2 3	2 6	2 2	0 1	2 3	4 2	4 0	0 0	17.7 16.7		9.30 8.80	15.250 14.445	42.250 49.745	91.995
4.	ALBUQUERQUE	Gabriel	 POR, CRDBR	2 1	0 2	4 2	3 3	1 1	3 2	3 0	2 2	2 2	1 0	0 0	17.6 18.3		9.10 9.50	14.810 14.800	41.510 46.800	88.310	
5.	COSKUN	Mervan	 FRA, FRA	2 6	2 2	5 6	4 6	4 6	2 5	4 6	3 5	2 4	5 4	1 2	0 0	16.6 14.8		9.00 8.60	14.250 13.695	39.850 45.895	85.745
6.	FLORÊNCIO	José	 POR, GSC	4 6	5 6	3 6	6 7	6 8	4 6	6 4	2 6	5 6	6 8	0 0	0 0	15.3 13.7		9.20 9.50	13.370 13.110	37.870 45.010	82.880
7.	LAMBLLOT	Tanguy	 FRA, EGC	4 6	6 3	6 6	4 6	4 6	4 4	4 5	2 6	6 6	4 5	0 1	0 0	15.6 14.6		9.20 9.20	12.925 13.100	37.725 44.200	81.925
8.	ROCHA	Lourenço	 POR, CRDBR	2 5	4 6	3 4	4 5	4 6	3 6	3 6	3 4	3 6	2 5	4 0	0 0	16.5 14.7		9.60 9.30	12.065 11.795	38.165 40.595	78.760
9.	RODRIGUES	Pedro	 POR, CRDBR	4 4	2 4	5 6	6 8	6 7	6 4	4 4	4 7	6 4	5 7	4 1	0 0	14.8 14.4		9.40 9.30	12.505 12.380	36.705 41.580	78.285
10.	PRAXEDES	Rui	 POR, VFC	4 5	4 5	4 4	5 3	6 4	4 2	3 4	4 4	4 6	5 5	4 3	0 0	15.3 15.5		9.40 9.60	12.505 12.445	37.205 40.845	78.050
11.	VALE	Vasco	 POR, VFC	4 4	3 8	6 6	4 5	6 6	3 5	3 2	4 4	4 4	6 6	0 1	0 0	15.7 14.9		9.50 9.20	12.345 12.620	37.545 40.220	77.765
12.	BOTELHO	André	 POR, AGS	4 4	3 3	4 7	6 6	7 6	5 6	6 6	2 6	4 8	6 6	2 0	0 0	15.1 14.2		9.60 9.50	12.125 11.480	36.825 40.080	76.905
13.	JOSÉ	Francisco	 POR, AGS	6 6	3 5	3 5	4 6	6 4	3 6	2 4	3 4	4 6	5 8	0 0	0 0	16.1 14.6		9.60 9.50	10.825 10.785	36.525 40.285	76.810
14.	HOMEM	Gabriel	 POR, AGS	6 6	5 6	6 7	6 8	6 6	6 5	5 6	6 6	4 5	6 	2 	0 0	14.2 12.5		9.80 8.10	13.340 11.630	37.340 36.430	73.770
15.	SOUSA	Tiago	 POR, VFC	4 6	4 3	7 8	5 8	6 7	3 4	3 5	6 6	5 6	8 8	3 2	0 0	14.6 13.7		9.90 9.40	11.240 11.305	35.740 37.405	73.145
16.	PIRES	Alexandre	 POR, CEDF	6 5	6 6	4 2	4 6	6 4	4 4	4 6					0 0	10.6 15.4		6.70 9.40	8.925 12.995	26.225 41.595	67.820
17.	NEVES	Miguel	 POR, GSC	4 4	7 6	5 6	3 7	6 6	4 6	3 	5 	6 	4 	0 0	0 8.5	15.3 8.5		9.00 4.90	12.335 7.305	36.635 24.405	61.040
18.	MORAR	Alex	 POR, APAGL	3 2	4 2	3 4	4 3	3 	4 	7 	6 	4 	5 	1 0	0 6.9	15.6 6.9		9.20 3.90	13.845 5.545	38.645 19.845	58.490














Loulé Cup 2017 12th Loulé Cup
Individual trampoline – 13-14 F – Qualification

				S1	S2	S3	S4	S5	S6	S7	S8	S9	S10	L	A	E	D	H	Time	Total	Score
1.	HOVE-COLEMAN	Brodie	GBR, GBR	4 6	4 4	3 6	4 3	4 6	4 4	4 5	4 4	4 4	4 4	2 0	0 0	15.9 15.4		9.60 9.50	15.525 14.890	41.025 49.490	90.515
2.	BROUSSE	Cléa	FRA, FRA	4 4	4 6	4 6	4 6	4 6	4 6	4 4	4 3	4 3	4 6	0 0	0 0	16.0 15.0		9.70 9.10	14.445 13.880	40.145 47.780	87.925
3.	GUERREIRO	Beatriz	POR, CEDF	4 6	4 6	3 6	4 5	5 5	6 6	5 5	2 4	5 5	6 7	0 1	0 0	15.6 14.4		9.60 9.40	14.150 14.025	39.350 46.225	85.575
4.	VAZ	Carolina	POR, AGS	4 6	6 4	4 6	4 8	4 6	5 6	6 6	6 6	5 6	6 6	2 0	0 0	14.8 14.0		9.70 8.80	14.495 14.255	38.995 45.755	84.750
5.	POMBO	Madalena	POR, AGS	4 4	4 4	2 4	4 6	4 6	3 7	5 4	1 4	2 4	3 4	2 2	0 0	16.6 15.1		9.60 9.10	14.000 13.590	40.200 43.690	83.890
6.	NOBRE	Alice	POR, LGC	6 6	6 4	6 5	4 4	5 4	2 6	5 6	4 4	4 5	6 5	1 0	0 0	15.1 15.1		9.40 9.20	13.585 13.615	38.085 45.615	83.700
7.	VAN ROSSEM	Mirthe	BEL, KTA	4 6	4 5	4 6	4 8	4 6	4 6	6 6	3 4	4 6	4 7	0 2	0 0	15.9 13.8		9.40 9.10	13.830 13.485	39.130 44.185	83.315
8.	VITORINO	Bruna	POR, CCRAM	4 4	6 4	4 6	5 8	6 8	4 7	6 6	2 5	4 6	6 6	1 1	0 0	15.2 13.9		9.30 8.90	13.945 13.765	38.445 43.965	82.410
9.	LUYCKX	Dali	BEL, KTA	3 6	4 4	4 6	2 6	3 8	3 6	4 4	2 6	5 6	4 7	0 0	0 0	16.6 14.1		9.60 9.50	12.775 12.380	38.975 41.980	80.955
10.	BANHA	Ana	POR, AGSi	4 8	5 7	6 7	7 6	6 7	7 7	6 8	4 7	4 6	6 8	2 4	0 0	14.3 12.5		9.30 9.50	13.785 13.730	37.385 43.530	80.915
11.	SILVA	Ana	POR, AGSi	6 6	5 5	4 6	4 5	6 8	6 6	6 8	6 7	4 7	6 8	1 2	0 0	14.6 13.2		9.20 9.10	13.570 13.395	37.370 43.495	80.865
12.	LEMO	Margarida	POR, ADL	2 4	4 5	4 5	6 4	4 7	5 8	6 10	4 6	4 8	10 8	0 1	0 0	15.1 13.4		9.20 9.10	13.770 13.690	38.070 42.490	80.560
13.	BRILHANTE	Matilde	POR, AGS	3 9	6 7	3 8	5 9	6 8	6 7	6 8	5 6	4 8	6 9	2 20	0 0	14.8 10.1		9.40 9.10	14.430 13.755	38.630 41.055	79.685
14.	VERMEIREN	Marie	BEL, KTA	5 8	6 6	6 6	5 5	4 7	3 6	5 4	4 6	5 6	6 8	0 0	0 0	15.1 13.8		9.50 9.40	13.255 12.955	37.855 41.155	79.010
15.	MOUTIER	Angéline	FRA, EGC	5 8	6 5	7 6	6 7	6 8	5 6	6 7	3 6	6 6	9 8	2 0	0 0	13.9 13.3		9.50 8.90	12.930 12.890	36.330 42.090	78.420
16.	CARREIRO	Margarida	POR, SAR	4 4	5 4	4 6	4 4	6 5	8 6	6 6	7 6	6 6	7 6	6 0	0 0	13.7 13.3		8.90 8.20	14.415 13.045	37.015 41.245	78.260
17.	SALDANHA	Mafalda	POR, LGC	4 6	4 4	2 6	8 6	6 6	7 7	8 6	7 8	6 9	6 8	3 20	0 0	13.9 11.4		9.30 8.40	14.275 13.875	37.475 40.275	77.750
18.	FERNANDES	Beatriz	POR, CEDF	5 6	4 4	5 4	7 6	7 7	4 4	4 6	4 4	6 6	8 6	3 4	0 0	14.3 14.3		9.80 9.40	13.110 13.215	37.210 40.415	77.625
19.	NORAS	Beatriz	POR, GSC	6 6	6 6	4 6	6 8	7 6	6 6	6 6	8 6	6 7	6 7	0 0	0 0	13.9 12.3		9.50 8.10	14.010 12.665	37.410 40.065	77.475
20.	OLIVEIRA	Daiane	POR, AGSi	4 6	4 7	6 8	6 8	7 10	6 9	6 10	4 7	6 7	7 8	0 3	0 0	14.4 11.7		9.70 9.00	12.875 12.355	36.975 39.855	76.830
21.	PEGACHA	Madalena	POR, CCRAM	6 8	8 7	4 6	6 4	7 6	6 7	7 4	5 8	7 9	10 9	0 1	0 0	13.4 13.1		9.60 9.20	12.360 12.060	35.360 39.660	75.020
22.	HINARD	Louise	FRA, EGC	6 6	9 6	8 6	8 6	8 7	6 7	6 7	5 4	7 6	10 6	2 0	0 0	12.5 14.2		9.40 9.30	12.465 12.680	34.365 40.580	74.945
23.	ALEIXO	Josefa	POR, ADL	5 5	7 6	6 6	8 6	6 6	6 6	5 6	4 6	6 5	8 8	2 2	0 0	13.7 13.8		9.40 9.30	11.865 12.015	34.965 39.915	74.880
24.	ALLARD	Sofia	SWE, GCKF	6 6	4 5	6 7	8 8	5 4	4 4	3 3	6 4	7 6	10 10	1 2	0 0	14.0 14.1		8.90 9.50	12.135 12.170	35.035 38.570	73.605
25.	ANDRÉ	Bruna	POR, APAGL	6 8	7 6	6 6	6 5	6 7	6 10	4 8	4 8	3 9		0 0	0 0	13.2 12.5		8.50 9.30	11.115 12.505	32.815 39.905	72.720
26.	PINTO	Carolina	POR, GSC	4 6	6 6	3 4	5 4	5 5	4 5	6 5	5 6	5 8	6 8	2 0	0 0	14.9 11.6		9.40 7.40	13.680 10.955	37.980 34.355	72.335

13/10/2017

Qualification — Individual trampoline, 13-14 F — Results

			S1	S2	S3	S4	S5	S6	S7	S8	S9	S10	L	A	E	D	H	Time	Total	Score
27.	GOMES	Eva	 POR, AlgarveGYM	10 9	8 8	8 7	10 9	8 8	6 6	6 6	6 6	6 7	1 4	0 0	12.5 12.4	-2.0 1.9	9.60 9.60	11.530 11.920	31.630 35.820	67.450
28.	GONÇALVES	Filipa	 POR, CRDBR	4 4	4 7	5 7	6 6	6 6	4 6	4 9	5 6	6 6	0 0	0 0	15.0 9.5	4.1	9.10 6.50	13.480 9.205	37.580 29.305	66.885
29.	HJALMARSSON	Elin	 SWE, GCKF	10 10	10 10	10 9	6 8	10 9	10 10	10 10	9 8	10 10	1 1	0 0	10.4 10.5	0.4 -4.0	9.30 9.90	10.960 11.225	27.060 33.325	60.385
30.	SILVA	Iara	 POR, AlgarveGYM	9 10	10 10	8 7	9 9	10 10	8 6	6 6	4 5	10 10	3 3	0 0	11.8 11.8	-4.0 1.9	9.20 9.00	10.295 10.355	27.295 33.055	60.350
31.	JOSEPH	Evie	 GBR, GBR	1 4	1 4	0 4	2 2	2 4	4 4	2 2	3 3	4 4	0 0	0 0	17.7 3.2	2.3	9.10 1.80	15.190 3.135	41.990 10.435	52.425
32.	ABRANTES	Rita	 POR, AACo	5 6	5 9	3 8	6 6	6 5	6 6	6 6	5 5	4 4	0 0	0 0	14.9 3.7	2.9	9.80 2.40	13.455 3.790	38.155 12.790	50.945
33.	TEODORU	Teodora	 BEL, KTA	5 6	4 8	4 8	5 4	4 4	4 4	4 4	4 4	3 3	4 4	0 0	15.5 2.6	2.5	9.90 1.70	15.540 2.970	40.940 9.770	50.710
34.	AMADO	Margarida	 POR, TCL	1 4	2 6	4 6	4 4	4 4	6 4	4 4	4 4	5 5	4 4	0 0	15.8 3.0	2.0	9.70 1.60	15.095 3.055	40.595 9.655	50.250
35.	GALEGO	Eva	 POR, AlgarveGYM	7 6	6 8	6 8	8 10	8 10	6 6	4 4	5 5			0 0	11.0 4.8	2.6	7.90 3.30	11.075 5.445	29.975 16.145	46.120
36.	SELS	Kaat	 BEL, KTA	4 4	6 6	7 7	6 6	4 4	4 4	4 4	6 6	6 6	6 6	0 0	14.3 0		8.90	14.120	37.320 0	37.320
37.	FRAZÃO	Inês	 POR, ADL	8 4	5 4	3 3	8 8	8 8	7 7	7 7	6 6	4 4	6 6	0 0	13.8 1.6	0.3	9.30 0.80	11.790 1.330	-2.0 →	36.920 4.030



Loulé Cup 2017 12th Loulé Cup
Individual trampoline – 13-14 M – Qualification

			S1	S2	S3	S4	S5	S6	S7	S8	S9	S10	L	A	E	D	H	Time	Total	Score	
1.	GALITSKIY	Sergey	KAZ, KAZ	2 4	2 2	3 4	2 5	6 4	3 5	3 4	3 4	4 6	4 5	0 0	0 0	16.8 15.7	8.7 8.7	9.30 8.70	15.860 15.525	41.960 48.625	90.585
2.	DUARTE	João	POR, SCP	4 4	5 3	2 4	4 4	5 4	6 4	6 5	6 6	4 4	4 6	3 2	0 0	15.1 15.4	9.2 9.30	9.30 9.30	15.530 15.670	39.930 49.570	89.500
3.	MARIANITO	Miguel	POR, LGC	4 2	2 3	3 4	2 4	3 4	5 2	4 2	2 4	4 4	4 4	1 8	0 0	16.6 15.9	9.30 6.7	9.30 8.70	16.195 15.955	42.095 47.255	89.350
4.	LEROUX	Baptiste	FRA, FRA	5 5	8 6	3 6	3 4	3 5	5 6	4 5	4 3	2 4	4 4	0 0	0 0	15.9 15.2	9.10 10.3	9.10 8.80	15.410 14.350	40.410 48.650	89.060
5.	ZUREK	Nolan	CAN, PGC	3 7	5 6	5 6	2 8	4 7	4 7	4 4	2 4	6 5	4 6	1 1	0 0	16.0 13.9	9.30 9.6	9.30 8.90	14.445 13.990	39.745 46.390	86.135
6.	BALRÕA	Afonso	POR, GMNA	6 5	2 6	2 4	2 4	4 7	6 7	4 4	4 6	4 5	4 5	10 0	0 0	15.2 13.2	9.3 9.3	9.10 8.90	15.440 14.930	39.740 46.330	86.070
7.	REMY	Victor	FRA, FRA	4 6	3 8	4 6	2 4	2 5	4 7	4 4	4 4	2 6	4 6	1 0	0 0	16.6 14.4	10.0 8.30	9.10 8.30	15.005 12.440	40.705 45.140	85.845
8.	NEGANNEGLIIG	Reuben	CAN, ONT	4 7	4 8	6 8	4 6	6 8	4 8	3 8	6 8	6 7	6 9	2 4	0 0	14.9 11.9	11.6 11.6	8.90 9.00	15.860 13.425	39.660 45.925	85.585
9.	LUPISH	Kieran	CAN, ONT	4 6	5 8	4 6	6 6	6 6	4 6	4 6	6 6	6 7	9 9	2 0	0 0	13.5 13.2	11.8 11.8	8.90 9.10	13.375 13.790	35.775 47.890	83.665
10.	PINTO	Tomás	POR, GCM	4 6	2 8	2 6	3 8	5 9	6 5	4 6	3 7	6 6	5 6	2 4	0 0	15.8 12.9	6.5 6.5	9.20 8.40	15.100 14.900	40.100 42.700	82.800
11.	DIAS	André	POR, CEDF	4 5	3 6	3 5	4 6	4 4	2 2	3 5	2 6	2 6	4 6	1 0	0 0	16.8 12.1	9.4 9.4	8.80 6.90	15.765 12.465	41.365 40.865	82.230
12.	VENTURA	Guilherme	POR, CEDF	3 2	2 2	1 2	6 4	6 6	2 8	6 6	5 5	6 8	3 8	0 2	0 0	16.0 14.7	3.9 3.9	9.50 9.20	13.660 13.570	39.160 41.370	80.530
13.	LARSSON	Ernst	SWE, GCKF	6 9	4 7	5 8	6 8	8 7	6 8	6 8	5 6	7 6	8 7	3 4	0 0	13.6 12.2	6.5 6.5	9.20 8.90	13.095 12.675	35.895 40.275	76.170
14.	PALMA	Diogo	POR, CCRAM	6 6	8 5	7 8	6 8	6 8	6 6	7 6	6 6	8 7	10 8	2 0	0 0	12.8 13.2	5.6 5.6	9.40 8.70	13.090 12.825	35.290 40.325	75.615
15.	JOSÉ	Guilherme	POR, AGS	6 6	5 6	4 6	6 7	6 8	4 8	4 6	4 8	4 8	6 9	3 2	0 0	14.8 12.6	5.1 5.1	9.50 9.30	12.400 11.810	36.700 38.810	75.510
16.	RAMOS	Francisco	POR, AlgarveGYM	6 4	6 8	4 3	5 5	8 7	6 10	4 9	5 10	4 4	4 5	4 4	0 0	14.4 13.1	3.0 3.0	9.30 9.30	13.010 12.645	36.710 38.045	74.755
17.	UKAKOV	Chris	CAN, ONT	3 8	3 8	4 7	5 8	3 8	5 8	3 8	4 8	5 6	6 5	5 0	0 0	15.4 6.1	5.2 5.2	9.20 4.10	13.990 6.985	38.590 22.385	60.975
18.	ANICETO	Sérgio	POR, AlgarveGYM	3 8	3 3	4 4	4 4	4 6	6 3	3 3	3 4	4 5	5 0	0 0	0 0	16.1 1.2	1.5 1.5	9.50 1.00	14.790 1.465	40.390 5.165	45.555
19.	CATARINO	Bruno	POR, GCM	3 6	3 3	3 3	5 5	4 5	5 3	3 2	2 6	4 4	2 4	0 0	0 0	16.0 1.4	1.3 1.3	9.60 0.80	14.310 1.395	39.910 4.895	44.805
20.	LEKSELIUS	Linus	SWE, GCKF	6 8	6 9	7 7	8 8	6 6	5 5	7 7	7 7	6 6	8 8	4 0	0 0	13.0 2.3	1.9 1.9	8.90 1.60	14.145 2.870	36.045 8.670	44.715










Loulé Cup 2017 12th Loulé Cup
Individual trampoline — JUNIOR F — Qualification

				S1	S2	S3	S4	S5	S6	S7	S8	S9	S10	L	A	E	D	H	Time	Total	Score
1.	CORREIA	Sofia	POR, APAGL	2	2	0	3	2	2	3	3	1	2	0	0	18.0		9.90	15.245	43.145	93.210
				2	2	5	3	2	2	2	4	4	4	3	0	16.7	9.6	9.00	14.765	50.065	
2.	BEZZUBOVA	Arina	RUS, RUS	3	2	3	2	2	3	4	6	4	6	0	0	16.5		8.95	14.470	39.920	88.710
				4	4	3	2	4	4	4	2	4	4	0	0	16.5	8.8	9.15	14.340	48.790	
3.	OLIVEIRA	Ana	POR, GSC	3	4	4	4	4	5	4	0	3	2	0	0	16.7		9.35	14.630	40.680	88.485
				2	2	4	4	3	4	2	0	2	2	0	0	17.5	5.8	9.40	15.105	47.805	
4.	BEYROUTI	Jade-Michele	FRA, FRA	2	2	2	4	5	2	4	4	4	6	0	0	16.5		8.95	14.910	40.360	88.465
				6	4	4	4	4	5	6	6	5	6	0	0	15.0	9.8	8.70	14.605	48.105	
5.	MILEROVA	Klara	CZE, CZE	3	4	5	6	4	4	6	4	4	4	0	0	15.6		9.10	14.185	38.885	86.280
				4	6	4	3	3	5	5	4	5	5	0	0	15.6	8.6	8.95	14.245	47.395	
6.	KORBELOVA	Sarka	CZE, CZE	4	3	4	4	5	2	5	2	3	5	0	0	16.3		9.15	14.460	39.910	86.195
				5	3	4	5	4	5	6	4	4	5	2	0	15.3	8.2	8.70	14.085	46.285	
7.	CARVALHO	Maria	POR, TCL	5	5	5	8	6	4	4	8	6	6	0	0	14.3		9.00	13.865	37.165	82.810
				6	6	6	4	4	5	6	4	6	8	2	0	14.3	8.1	8.85	14.395	45.645	
8.	SARMENTO	Marta	POR, GCZ	4	4	3	6	8	6	4	7	4	6	5	0	14.3		8.85	14.670	37.820	82.360
				6	6	6	8	5	8	6	7	6	8	4	0	13.0	8.2	9.05	14.290	44.540	
9.	GIL	Sofia	POR, VFC	4	4	1	4	5	4	6	4	5	5	4	0	15.4		9.05	13.375	37.825	81.500
				7	5	4	6	2	6	4	5	6	8	4	0	14.3	7.2	8.80	13.375	43.675	
10.	BALSAS	Mariana	POR, LGC	3	4	5	4	5	6	6	4	5	5	0	0	15.3		8.90	14.070	38.270	80.645
				6	6	8	9	9	6	6	7	6	8	4	0	12.5	7.7	8.60	13.575	42.375	
11.	RIBEIRO	Sara	POR, CCRAM	4	8	6	6	8	6	7	2	6	8	4	0	13.5		9.50	13.285	36.285	77.840
				7	7	6	6	8	8	8	7	8	9	2	0	12.4	6.7	9.20	13.255	41.555	
12.	HODGES	Charlotte	CAN, ATT	5	7	6	4	5	5	6	6	6	7	1	0	14.2		8.80	12.815	-0.2	77.660
				6	4	6	5	6	6	6	6	5	8	20	0	12.2	8.0	8.95	13.095	→	
																				35.615	
																				-0.2	
																				→	
																				42.045	
13.	SANTOS	Inês	POR, GCZ	6	6	5	7	8	8	9	9	6		0	11.6		8.35	13.070	33.020	71.855	
				7	8	10	10	8	8	9	4	9	10	4	0	11.3	6.9	8.40	12.235	38.835	
14.	ENTREZENDE	Beatriz	POR, GCZ	6	7	8	8	9	8	8	10	10	8	3	0	11.5		8.50	13.165	29.165	67.485
				8	6	8	7	7	8	7	4	6		0	11.9	-4.0	8.35	12.070	38.320		
																6.0					
15.	QUITÉRIO	Ângela	POR, ADL	6	6	6	7	8	7	9	6	8	9	0	0	12.8		8.85	12.555	32.205	65.735
				6	5	5	6	6	8	8	6	7	10	20	0	11.3	-2.0	4.82	12.810	33.530	
																4.6					
16.	MATCHIM	Katelyn	CAN, ATT	6	7	8	7	6	7	8	6	6	10	6	0	12.3		9.00	13.435	-0.2	62.415
				7	6	8	6	8	8	8				0	8.9	-2.0	6.00	9.580	→		
																5.6				32.535	
																				-0.2	
																				→	
																				29.880	
17.	PINTO	Beatriz	POR, AACo	2	6	0	5	6	4	4	4	6	6	0	0	15.7		9.30	14.450	39.450	57.480
				10	5	6	2									5.7	3.2	3.20	5.930	18.030	
18.	GUIDO	Sara	POR, GSC	2	6	2	4	6	5	4	6	4	6	1	0	15.4		9.00	14.220	38.620	53.690
				4	6	6										4.4	3.6	2.70	4.370	15.070	
19.	HOWARD	Abby	CAN, ONT	4	4	4										4.8		2.75	4.130	-0.2	52.770
				8	7	6	4	6	7	8	9	9	9	4	0	12.3	7.1	9.05	13.040	→	
																				11.480	
																				-0.2	
																				→	
																				41.290	
20.	LARIONOVA	Irina	RUS, RUS	0	1	2	2	1	2	3	3	3	5	1	0	17.7		9.45	15.235	42.385	52.405
				4	6											3.0	2.1	1.70	3.220	10.020	













13/10/2017

Qualification — Individual trampoline, JUNIOR F — Results

				S1	S2	S3	S4	S5	S6	S7	S8	S9	S10	L	A	E	D	H	Time	Total	Score
21.	HORTA	Mariana	 POR, APAGL	6	4	5	6	6	6	9	4	6	7	2	0	13.9		9.10	13.755	36.755	49.875
				6	6	6									0	4.2	2.2	2.40	4.320	13.120	
22.	CATARINO	Mariana	 POR, APAGL	1	3	4	7	5	6	6	2	4	5	4	0	15.3		9.45	15.225	39.975	44.300
				10											0	1.0	1.3	0.40	1.625	4.325	
23.	LAWLESS	Taya	 CAN, OGC	6	6	6									0	4.2		2.90	4.090	-0.2	15.850
				6											0	1.4	1.3	1.00	1.360	→	
																				10.990	
																				-0.2	
																				→	
																				4.860	
24.	SILVA	Carolina	 POR, AGS																	-	0
																				-	
24.	ABRANTES	Joana	 POR, AACo																	-	0
																				-	
24.	CARVALHO	Rute	 POR, AlgarveGYM																	-	0
																				-	
24.	MENESES	Sofia	 POR, GSC																	-	0
																				-	


















Loulé Cup 2017 12th Loulé Cup
Individual trampoline — JUNIOR M — Qualification

			S1	S2	S3	S4	S5	S6	S7	S8	S9	S10	L	A	E	D	H	Time	Total	Score	
1.	MARTINS	Gonçalo		0	2	1	0	2	1	2	2	2	2	2	0	18.4		9.45	16.970	44.820	100.910
		POR, APAGL	4	4	4	4	4	2	2	2	2	5	0	0	16.7	13.8	9.50	16.490	-0.4 → 56.090		
2.	BURAVYTSKIY	Peter		0	1	1	1	2	1	2	0	2	2	1	0	18.7		9.50	16.765	44.965	99.425
		GBR, GBR	2	4	4	4	4	4	4	3	2	4	0	0	16.5	13.3	8.90	15.760	54.460		
3.	RIOU	Florestan		2	2	0	2	2	1	4	6	4	5	4	0	16.8		9.45	17.135	43.385	98.760
		FRA, FRA	2	4	4	4	4	3	6	3	3	5	0	0	16.2	13.8	9.00	16.375	55.375		
4.	FELIX	João		0	2	1	2	4	6	4	2	2	6	4	0	16.7		9.40	16.950	43.050	96.760
		POR, SAR	4	4	5	6	4	4	8	5	4	6	2	0	14.8	13.5	9.00	16.410	53.710		
5.	MAXIMILIEN	Tom		3	2	2	0	2	2	2	1	4	2	0	0	18.0		9.10	15.895	42.995	95.060
		FRA, FRA	3	4	4	2	4	5	5	2	4	4	0	0	16.3	11.5	8.90	15.365	52.065		
6.	GLUSHENKO	Egor		2	2	2	3	2	1	3	9	3	4	0	0	16.9		9.05	16.395	42.345	94.355
		RUS, RUS	4	4	6	8	5	3	4	3	4	7	0	0	15.2	12.4	8.60	15.810	52.010		
7.	SANTOS	Lucas		4	2	3	2	5	6	4	4	2	3	2	0	16.3		9.40	16.760	42.460	93.860
		POR, AGS	5	6	6	6	6	4	6	6	5	7	0	0	14.3	12.0	9.00	16.100	51.400		
8.	MARTINS	Diogo		2	2	1	2	4	4	2	2	5	4	2	0	17.0		8.90	16.370	42.270	93.235
		POR, SCP	0	2	5	3	4	4	5	4	4	6	1	0	16.2	10.1	8.95	15.715	50.965		
9.	DOMINGOS	Rui		1	2	4	4	4	4	6	6	5	4	2	0	15.8		9.05	16.495	41.345	91.585
		POR, VFC	4	4	6	5	5	5	4	6	6	6	2	0	14.7	10.7	8.80	16.040	50.240		
10.	LABDIEDO	Gaëtan		3	3	3	4	4	6	4	4	3	4	0	0	16.2		8.75	16.080	41.030	89.525
		BEL, KSGT	5	5	6	4	4	6	8	8	7	7	0	0	14.0	10.5	8.85	15.145	48.495		
11.	GRACHYOV	Igor		0	0	0	1	2	2	1	2	0	2	0	0	19.0		9.15	17.155	45.305	89.325
		KAZ, KAZ	4	3	4	4	4	4	5	5				0	12.7	11.4	6.85	13.070	44.020		
12.	SILVA	Miguel		2	4	2	4	6	5	4	3	4	6	1	0	15.9		8.55	15.490	39.940	89.210
		POR, TCL	6	5	7	7	4	5	5	7	7	8	1	0	13.8	11.2	9.15	15.120	49.270		
13.	NURKHOJAYEV	Akram		2	2	4	4	4	4	2	2	2	6	2	0	16.6		9.00	15.970	41.570	89.035
		KAZ, KAZ	3	4	2	4	3	8	9	9	7	6	15	0	13.0	10.2	9.25	15.015	47.465		
14.	HOUBEN	Joney		6	3	4	2	3	3	3	3	4	3	0	0	16.6		9.15	15.635	41.385	88.885
		BEL, KTA	6	4	4	5	3	4	6	4	4	4	0	0	15.6	7.9	8.60	15.400	47.500		
15.	SHEVELEV	Evgeny		2	2	2	2	3	2	2	4	2	4	0	0	17.5		9.20	15.020	41.720	88.810
		RUS, RUS	6	4	4	2	4	4	3	4	4	6	20	0	13.9	9.7	9.20	14.290	47.090		
16.	CAVACO	Daniel		3	6	6	5	3	6	4	5	2	6	0	0	15.4		9.15	15.540	40.090	88.765
		POR, APAGL	6	6	6	6	7	6	8	6	6	6	0	0	13.7	10.3	9.20	15.475	48.675		
17.	PETTERSSON	Herman		5	2	3	4	6	5	6	6	8	6	0	0	14.9		8.75	15.720	39.370	88.375
		SWE, GCKF	8	6	6	9	7	8	8	6	5	8	0	0	12.9	11.6	8.80	15.705	49.005		
18.	BARTOS	Zbynek		3	4	2	2	5	3	4	5	6	7	2	0	15.7		8.30	15.390	39.390	88.140
		CZE, CZE	6	2	4	7	4	4	8	8	6	5	0	0	14.6	9.9	9.05	15.200	48.750		

13/10/2017

Qualification — Individual trampoline, JUNIOR M — Results

			S1	S2	S3	S4	S5	S6	S7	S8	S9	S10	L	A	E	D	H	Time	Total	Score	
19.	PILPACH	David	 CZE, CZE	5 5	4 3	4 5	6 6	4 4	4 5	6 8	4 5	4 6	4 6	2 0	0 0	15.3 14.7		9.45 9.15	15.440 15.060	40.190 47.410	87.600
20.	MANCINI	Michael	 CAN, ONT	6 4	4 4	4 6	4 6	4 6	4 8	3 6	4 6	6 6	8 8	2 2	0 0	15.1 13.8		9.35 9.05	14.115 14.250	38.565 46.700	85.265
21.	BONGELLI	Cale	 CAN, ONT	5 6	9 6	8 7	6 6	5 7	6 8	6 6	7 7	8 9	9 8	4 1	0 0	12.7 12.9		9.05 8.90	14.495 14.210	-2.2 → 34.045 -0.2 → 45.010	79.055
22.	VAILLANCOURT	Olivier	 CAN, PGC	6 8	4 10	4 10	7 9	7 8	6 8	6 6	7 7	4 8	5 8	3 0	0 0	14.1 11.8		9.10 8.80	13.940 13.270	-0.2 → 36.940 -0.2 → 41.170	78.110
23.	PEREIRA	Iuri	 POR, AGS	4 6	4 6	5 6	6 6	6 6	8 4	5 5	4 8	4 8	6	4 0	0 0	14.4 12.5		8.55 7.90	14.115 12.525	37.065 40.725	77.790
24.	MORGANTE	Emmet	 CAN, ONT	4 5	2 6	3 6	4 4	4 8	3 6	4 8	6	7	6	2 0	0 0	15.5 9.7		9.15 7.25	16.180 10.715	40.830 36.465	77.295
25.	STAMP	Andrew	 GBR, GBR	0 2	0 2	0 4	2 2	2 4	2 0	0 2	0 0	0	2 0	0 0	0 0	19.0 8.6		9.60 4.55	17.970 8.735	46.570 29.285	75.855
26.	MARQUES	Pedro	 POR, CRDBR	0 2	2 4	2 4	2 4	4 5	3 4	4	4	2	2	3 0	0 0	17.2 9.7		9.35 5.70	16.030 9.655	42.580 31.455	74.035
27.	OLIVEIRA	João	 POR, VFC	4 5	5 6	6 3	4 4	5 8	7 8	7 7	6 4				0 0	11.6 13.7		7.55 8.80	11.195 14.060	30.345 42.260	72.605
28.	SOARES	Bruno	 POR, AGS	6 7	6 6	6 8	8 8	9 10	10 10	7 9	6 8	10 10	10 10	4 20	0 0	11.8 9.4		8.85 8.45	14.695 14.460	-4.0 → 31.345 39.810	71.155
29.	TOWERS	Travis	 CAN, OGC	4 6	5 6	5 8	5 7	5 0	7 7	7 9	9 7	7	4	0 0	0 0	13.5 5.3		8.80 3.40	15.010 5.905	-0.2 → 37.110 -0.2 → 19.205	56.315
30.	MOREIRA	Henrique	 POR, AGS	1 5	2 6	2	2	4	3	4	4	5	3	0	0 0	17.0 2.9		9.35 1.70	16.375 3.170	42.725 10.970	53.695
31.	BARKOV	Roman	 KAZ, KAZ	0 6	2	2	2	4	2	0	3	3	3	3 0	0 0	17.6 1.4		9.25 1.00	17.185 1.715	44.035 5.815	49.850
32.	CALVERT	Carter	 CAN, OGC	5 8	4	5	6	4	6	6	4	4	8	2 0	0 0	14.6 1.2		9.30 0.90	13.655 1.380	-0.2 → 37.355 -0.2 → 4.580	41.935
33.	WINDELS	Jarne	 BEL, KTA	3 5	3 6		8								0 0	3.4 5.4		1.60 3.50	3.270 6.210	8.270 20.110	28.380










13/10/2017

Qualification — Individual trampoline, JUNIOR M — Results

			S1	S2	S3	S4	S5	S6	S7	S8	S9	S10	L	A	E	D	H	Time	Total	Score		
34.	RITARI	Jacob		8											0	1.2		1.00	1.470	3.670	25.120	
		SWE, GCKF	8	9	10	9	10								0	5.4	5.4	4.00	6.650	21.450		
35.	AVÓ	Gabriel																			—	0
		POR, APAGL																			—	



Loulé Cup 2017 12th Loulé Cup
Individual trampoline — SENIOR F — Qualification

			S1	S2	S3	S4	S5	S6	S7	S8	S9	S10	L	A	E	D	H	Time	Total	Score	
1.	TRIEBSCH Alicia	 FRA, FRA	4 6	1 4	3 4	5 3	5 4	4 6	4 6	2 3	4 4	4 6	0 2	0 0	16.4 15.2	2.9 10.3	8.70 9.10	15.740 15.410	-0.2 → 43.540 50.010	93.550	
2.	NUNES Catarina	 POR, LGC	2 6	4 4	2 4	3 6	4 4	5 2	3 4	4 4	5 6	4 8	0 1	0 0	16.4 15.1	3.2 10.0	9.10 8.60	15.410 14.875	44.110 48.575	92.685	
3.	PACHECO Nicole	 POR, APAGL	5 2	8 0	4 4	4 6	2 4	4 6	2 4	4 4	4 10	6 7	4 1	0 0	15.3 15.2	4.8 -2.0 9.9	9.05 8.90	15.610 15.430	42.760 49.430	92.190	
4.	ESTEVAO Maria	 POR, SCP	1 6	2 5	4 8	2 6	4 8	4 8	5 4	4 6	4 6	6 9	3 2	0 0	16.1 13.2	3.0 10.5	9.40 8.75	14.990 14.265	43.490 46.715	90.205	
5.	BORGES Mariana	 POR, ADL	4 6	4 4	4 6	6 5	6 6	6 6	6 6	5 6	6 6	9 6	1 0	0 0	14.3 14.3	2.7 7.6	9.45 9.70	13.840 13.960	40.290 45.560	85.850	
6.	AFONINA Karina	 RUS, RUS	4 6	3 5		3		6	5	4	4	4			0 15.1	3.3 11.9	1.5 9.05	1.80 15.140	3.285 → 9.685 -0.6 → 50.590	-0.2 → 9.685 -0.6 → 50.590	60.275
7.	IDRISS Zahra	 EGY, EGY	6 6	4 7	6 8	4 8	6 8	4	6	8	8	8	3	0 0	13.7 6.3	2.8 -2.0 3.5	8.30 4.50	13.220 6.615	-0.2 → 35.820 -0.2 → 20.715	56.535	
8.	PENG Beatriz	 POR, GSC	2 6	2 5	4 8	5 8	4	3	6	6					0 0	12.8 5.3	2.5 5.0	7.30 3.35	12.385 5.955	34.985 19.605	54.590
9.	SILVA Rute	 POR, AGS																	- -	0	



Loulé Cup 2017 12th Loulé Cup
Individual trampoline — SENIOR M — Qualification

			S1	S2	S3	S4	S5	S6	S7	S8	S9	S10	L	A	E	D	H	Time	Total	Score		
1.	COSTA	Tiago	 POR, SCP	1 5	2 4	2 5	2 6	2 6	2 4	3 4	4 5	3 4	4 6	0 2	0 0	17.5 14.9	5.6 13.6	8.90 9.15	16.665 15.870	48.665 53.520	102.185	
2.	SANTOS	Diogo	 POR, SCP	0 6	2 5	2 6	3 6	3 5	0 6	4 5	5 4	6 5	8 6	4 0	0 0	16.3 14.6	4.6 14.2	8.55 8.55	17.305 16.350	46.755 53.700	100.455	
3.	WOOLLEY	Steven	 CAN, ONT	2 6	2 8	2 8	2 6	3 6	1 4	4 8	5 6	4 6	6 6	0 0	0 0	16.9 13.6	5.2 14.4	9.10 8.95	16.255 15.730	-0.2 → 47.255 -0.2 → 52.480	99.735	
4.	LAGINHA	Marco	 POR, APAGL	2 0	2 2	2 1	4 4	4 4	2 2	0 6	2 5	4 4	6 7	2 4	0 0	17.0 16.1	4.1 8.0	9.45 9.15	17.725 17.815	48.275 51.065	99.340	
5.	PRAZERES	Gonalo	 POR, LGC	6 4	2 2	2 6	4 4	4 4	2 6	2 6	2 2	2 4	4 4	2 4	0 0	16.8 15.4	3.1 11.7	9.10 8.60	16.440 16.045	45.440 51.745	97.185	
6.	IONIN	Aleskei	 RUS, RUS	4 2	2 4	2 8	4 5	3 8	4 5	4 4	1 5	6 4	5 4	20 0	0 0	14.5 15.1	5.1 12.9	8.60 8.30	16.240 15.480	44.440 51.780	96.220	
7.	FERNANDES	Duarte	 POR, SCP	1 1	2 2	1 2	2 2	4 5	3 4	4 5	6 6	7 4	6 6	4 3	0 0	16.0 16.0	4.6 8.2	9.20 8.70	15.985 15.600	45.785 48.500	94.285	
8.	MCINTYRE	Clay	 CAN, ONT	4 4	4 5	4 4	4 6	4 5	5 4	6 8	8 8	7 8	6 8	1 3	0 0	14.7 13.7	5.0 12.0	8.65 8.75	15.430 14.810	-0.2 → 43.580 -0.2 → 49.060	92.640	
9.	KRIVONOS	Vitaly	 RUS, RUS	4 6	1 5	2 6	2 4	2 4	1 4	2 4	2 5	2 4	6 8	0 0	0 0	17.6 5.9	4.8 5.9	9.00 3.50	17.535 7.115	48.935 22.415	71.350	
10.	MAGALH�ES	Miguel	 POR, SCP	0 6	2 6	2 6	2 6	4 6	2 4	3 6	2 5	5 8	8 6	0 0	0 0	17.0 2.8	4.4 3.4	9.70 1.50	16.880 3.265	47.980 10.965	58.945	
11.	PEREIRA	Tiago	 POR, GMNA	2 6	1 4	0 4	2 6	4 6	3 6	3 6	2 7	2 6	4 6	0 0	0 0	17.7 3.0	4.0 3.0	9.05 1.90	16.600 3.500	47.350 11.400	58.750	
12.	DOMINGUES	Jos�	 POR, SCP	1 6	2 6	1 6	3 6	4 6	4 6	5 6	4 7	5 6	8 6	20 0	0 0	14.3 2.8	6.1 3.4	8.80 1.55	16.695 3.395	45.895 11.145	57.040	
13.	DOROGIN	Alexey	 RUS, RUS	4 4	4 4	3 3	4 4	6 6	6 6	6 7	7 6	7 6	7 6	7 6	7 6	0 0	1.6 12.0	1.7 11.7	1.00 6.25	1.835 13.385	6.135 43.335	49.470
14.	TARBES	Bruno	 FRA, ANT	0 4	4 4	4 4	2 4	2 4	2 4	4 4	4 4	4 4	4 4	4 4	4 4	0 0	12.2 1.6	2.0 2.0	5.95 0.80	12.095 1.795	32.245 6.195	38.440
15.	TARDIF	Ryan	 CAN, ONT																	- -	0	

13/10/2017

Qualification — Individual trampoline, SENIOR M — Results

© 2013–2017  Sporttech Ltd.

[Contact us](#)

U13/13-14 F

GBR	Josie Spring	92,545		
GBR	Brodie Hove-Coleman	90,515	272,18	1
GBR	Laura Dominey	89,12		
CEDF	Beatriz Guerreiro	85,575		
CEDF	Ana Matos	83,085	246,285	3
CEDF	Beatriz Fernandes	77,625		
EGC	Angéline Moutier	78,42		
EGC	Célia Delprat	77,68	231,545	7
EGC	Caitlin James	75,445		
AGS	Carolina Vaz	84,75		
AGS	Madalena Pombo	83,89	250,53	2
AGS	Francisca Santos	81,89		
KTA	Mirthe Van Rossem	83,315		
KTA	Dali Luyckx	80,955	243,28	4
KTA	Marie Vermeiren	79,01		
LGC	Matilde Nobre	81,39		
LGC	Alice Nobre	83,75	242,89	5
LGC	Mafalda Saldanha	77,75		
TCL	Margarida Amado	50,25		
TCL	Rita Vieira	77,385	206,97	13
TCL	Diana Silva	79,335		
APAGL	Margarida Mota	77,63		
APAGL	Polina Lesyuk	77,23	230,98	8
APAGL	Maria Cavaco	76,12		
VFC	Maria Reis	75,33		
VFC	Betariz Fernandes	77,205	227,11	10
VFC	Matilde Chumbinho	74,575		
CRDBR	Filipa Gonçalves	66,885		
CRDBR	Matilde Fernandes	70,74	199,395	14
CRDBR	Miriam Reis	61,77		
GSC	Carolina Pinto	72,335		
GSC	Beatriz Noras	77,475	220,02	12
GSC	Anna Elena	70,21		
AGSi	Ana Banha	80,915		
AGSi	Ana Silva	80,865	238,61	6
AGSi	Daiane Oliveira	76,83		
AlgarveGym	Lara Clemente	74,399		
AlgarveGym	Sophie Gulliver	74,23	221,004	11
AlgarveGym	Sara Gomes	72,375		
ADL	Lou-Ann Gonçalves	72,865		
ADL	Margarida Lemos	80,56	228,46	9
ADL	Madalena Rosa	75,035		

U13/13-14 F

GBR	Tyler Cole-Dyer	98,035		
GBR	Ryan Brown	97,11	287,14	1
GBR	Isak Cornelissen	91,995		
CRDBR	Gabriel Albuquerque	88,31		
CRDBR	Lourenço Rocha	78,76	245,355	3
CRDBR	Pedro Rodrigues	78,285		
FRA	Mervan Coskun	85,745		
FRA	Baptiste Leroux	89,06	260,65	2
FRA	Victor Remy	85,845		
VFC	Rui Praxedes	78,05		
VFC	Vasco Vale	77,765	228,96	7
VFC	Tiago Sousa	73,145		
AGS	André Botelho	76,905		
AGS	Francisco José	76,81	229,225	6
AGS	Guilherme José	75,51		
CEDF	Alexandre Pires	67,82		
CEDF	André Dias	82,23	230,58	4
CEDF	Guilherme Ventura	80,53		
OGC	Reuben Neganeegljig	85,585		
OGC	Kieran Lupish	83,665	230,225	5
OGC	Chris Ukakov	60,975		

TRI

JUN/SEN F

APAGL	Sofia Correia	93,21		
APAGL	Mariana Horta	49,875	235,275	1
APAGL	Nicole Pacheco	92,19		
RUS	Arina Bezzubova	88,71		
RUS	Karina Afonina	60,275	201,39	3
RUS	Irina Larionova	52,405		
GSC	Ana Oliveira	88,485		
GSC	Beatriz Peng	54,59	196,765	4
GSC	Sara Guido	53,69		
GCZ	Marta Sarmento	82,36		
GCZ	Inês Santos	71,855	221,7	2
GCZ	Beatriz Entrezende	67,485		









TRI

JUN/SEN M

SCP	Tiago Costa	102,185		
SCP	Diogo Santos	100,455	296,925	1
SCP	Duarte Fernandes	94,285		
ONT	Steven Woolley	99,735		
ONT	Clay McIntyre	92,64	277,64	4
ONT	Michael Mancini	85,265		
APAGL	Marco Laginha	99,34		
APAGL	Gonalo Martins	100,91	289,015	2
APAGL	Daniel Cavaco	88,765		
RUS	Aleskei Ionin	96,22		
RUS	Evgeny Shevelev	88,81	279,385	3
RUS	Egor Glushenko	94,355		
AGS	Lucas Santos	93,86		
AGS	Iuri Pereira	77,79	242,805	5
AGS	Bruno Soares	71,155		
KAZ	Igor Grachyov	89,325		
KAZ	Akram Nurkhojayev	89,035	228,21	6
KAZ	Roman Barkov	49,85		











Loulé Cup 2017 12th Loulé Cup
Individual trampoline — U13 F — Final

				S1	S2	S3	S4	S5	S6	S7	S8	S9	S10	L	A	E	D	H	Time	Total	Score
1.	SPRING	Josie	 GBR, GBR	2	4	3	2	3	2	3	3	2	2	0	0	17.4	8.9	8.60	15.185	50.085	50.085
2.	DOMINEY	Laura	 GBR, GBR	4	4	4	2	2	3	3	2	4	4	1	0	16.7	8.2	9.05	14.350	48.300	48.300
3.	MATOS	Ana	 POR, CEDF	4	4	4	6	6	5	6	4	4	5	2	0	15.0	6.3	9.10	13.825	44.225	44.225
4.	SANTOS	Francisca	 POR, AGS	6	4	6	3	6	6	4	4	8	6	2	0	14.5	6.8	9.15	12.920	43.370	43.370
5.	SILVA	Diana	 POR, TCL	4	3	2	4	4	5	4	2	2	2	2	0	16.6	4.4	9.00	13.275	43.275	43.275
6.	PINHEIRO	Margarida	 POR, AGS	4	4	3	6	4	6	6	4	4	7	2	0	15.0	5.3	9.50	12.295	42.095	42.095
7.	NOBRE	Matilde	 POR, LGC	6	6	4	8	6	6	3	6	4	4	2	0	14.5	5.3	8.50	12.485	40.785	40.785
8.	MONTEIRO	Maria	 POR, AACo	7	6										0	2.7	1.0	1.80		5.500	5.500











Loulé Cup 2017 12th Loulé Cup
Individual trampoline — U13 M — Final

				S1	S2	S3	S4	S5	S6	S7	S8	S9	S10	L	A	E	D	H	Time	Total	Score
1.	COLE-DYER	Tyler	 GBR, GBR	2	0	4	4	2	3	2	2	2	5	1	0	17.3	11.2	9.05	14.985	52.535	52.535
2.	CORNELISSEN	Isak	 GBR, GBR	4	2	4	4	4	4	2	2	4	4	0	0	16.6	9.8	8.50	14.360	49.260	49.260
3.	COSKUN	Mervan	 FRA, FRA	6	5	6	8	6	5	6	4	5	6	0	0	14.3	9.7	8.65	13.605	46.255	46.255
4.	ALBUQUERQUE	Gabriel	 POR, CRDBR	4	4	6	7	8	6	5	6	9	9	2	0	13.4	10.8	8.75	13.130	46.080	46.080
5.	FLORÊNCIO	José	 POR, GSC	4	5	4	6	5	6	4	2	6	7	0	0	15.1	5.3	9.40	13.340	43.140	43.140
6.	LAMBLLOT	Tanguy	 FRA, EGC	4	5	6	8	7	4	7	7	7	8	0	0	13.7	6.7	8.70	13.175	42.275	42.275
7.	ROCHA	Lourenço	 POR, CRDBR	4	6	3	5	4	6	5	4	6	7	4	0	14.6	4.8	9.00	11.595	39.995	39.995
8.	BROWN	Ryan	 GBR, GBR	2	4										0	3.4	2.5	1.80	3.205	10.905	10.905











Loulé Cup 2017 12th Loulé Cup
Individual trampoline – 13-14 F – Final

			S1	S2	S3	S4	S5	S6	S7	S8	S9	S10	L	A	E	D	H	Time	Total	Score	
1.	HOVE-COLEMAN	Brodie	 GBR, GBR	4	3	4	2	4	2	4	2	3	4	1	0	16.7	9.7	9.20	14.975	50.575	50.575
2.	BROUSSE	Cléa	 FRA, FRA	4	6	6	6	6	4	3	3	2	4	1	0	15.5	9.8	9.00	13.920	48.220	48.220
3.	NOBRE	Alice	 POR, LGC	4	3	5	5	5	3	5	3	5	5	0	0	15.7	7.0	9.30	13.560	45.560	45.560
4.	POMBO	Madalena	 POR, AGS	2	2	2	4	5	7	2	5	4	2	2	0	16.3	5.9	9.45	13.790	45.440	45.440
5.	GUERREIRO	Beatriz	 POR, CEDF	6	6	6	6	5	5	7	4	5	0	2	0	14.8	7.2	8.95	14.020	44.970	44.970
6.	VAN ROSSEM	Mirthe	 BEL, KTA	6	5	6	8	8	6	6	5	6	4	2	0	13.8	7.8	9.10	12.960	43.660	43.660
7.	VITORINO	Bruna	 POR, CCRAM	6	6	6	8	4	6	9	5	6	7	4	0	13.3	6.9	9.00	13.930	43.130	43.130
8.	VAZ	Carolina	 POR, AGS	6	6									0	2.8	2.1	1.60	2.955	9.455	9.455	





Loulé Cup 2017 12th Loulé Cup
Individual trampoline — 13-14 M — Final

				S1	S2	S3	S4	S5	S6	S7	S8	S9	S10	L	A	E	D	H	Time	Total	Score
1.	DUARTE	João	 POR, SCP	4	2	4	5	3	4	4	6	4	5	2	0	15.7	9.2	9.45	15.690	50.040	50.040
2.	GALITSKIY	Sergey	 KAZ, KAZ	4	1	4	3	4	3	4	2	3	4	2	0	16.6	8.7	8.80	15.910	50.010	50.010
3.	MARIANITO	Miguel	 POR, LGC	2	0	2	4	4	2	2	4	3	4	0	0	17.3	6.7	9.40	15.780	49.180	49.180
4.	LEROUX	Baptiste	 FRA, FRA	4	6	6	4	4	6	6	4	5	4	0	0	15.1	10.3	8.80	14.475	48.675	48.675
5.	ZUREK	Nolan	 CAN, PGC	6	5	5	8	6	6	4	4	4	5	1	0	14.6	9.6	8.85	14.125	47.175	47.175
6.	BALRÔA	Afonso	 POR, GMNA	4	2	4	4	6	6	7	5	4			0	13.8	9.3	8.50	13.730	45.330	45.330
7.	REMY	Victor	 FRA, FRA	6	10	6	5	4	4	4	5				0	11.6	9.5	7.35	11.780	40.230	40.230
8.	NEGANNEGLJIG	Reuben	 CAN, ONT	6	4										0	3.0	2.1	1.80	3.065	9.965	9.965










Loulé Cup 2017 12th Loulé Cup
Individual trampoline — JUNIOR F — Final

			S1	S2	S3	S4	S5	S6	S7	S8	S9	S10	L	A	E	D	H	Time	Total	Score
1.	BEYROUTI Jade-Michele	 FRA, FRA	5	2	4	4	5	4	3	4	4	3	1	0	16.1	9.8	9.50	14.655	50.055	50.055
2.	BEZZUBOVA Arina	 RUS, RUS	2	4	3	4	4	4	2	0	2	2	0	0	17.3	8.8	9.40	14.255	49.755	49.755
3.	OLIVEIRA Ana	 POR, GSC	5	5	7	6	4	4	4	3	6	10	2	0	14.4	11.1	9.30	14.385	49.185	49.185
4.	CORREIA Sofia	 POR, APAGL	0	2	5	4	2	3	4	6	4	4	2	0	16.4	9.6	8.60	14.405	49.005	49.005
5.	MILEROVA Klara	 CZE, CZE	4	5	4	4	5	6	4	4	4	8	0	0	15.2	9.1	9.05	14.430	47.780	47.780
6.	KORBELOVA Sarka	 CZE, CZE	6	2	4	6	4	4	6	3	4	5	0	0	15.6	8.2	8.75	14.270	46.820	46.820
7.	SARMENTO Marta	 POR, GCZ	5	6	5	8	6	7	6	4	6	10	20	0	11.7	8.8	9.10	13.800	43.400	43.400
8.	CARVALHO Maria	 POR, TCL	4	4	4	6	8	7						0	8.7	5.1	4.95	8.525	27.275	27.275











Loulé Cup 2017 12th Loulé Cup
Individual trampoline — JUNIOR M — Final

			S1	S2	S3	S4	S5	S6	S7	S8	S9	S10	L	A	E	D	H	Time	Total	Score	
1.	RIOU	Florestan	 FRA, FRA	2	2	3	4	2	3	4	2	3	4	0	0	17.1	13.8	8.85	16.345	56.095	56.095
2.	FELIX	João	 POR, SAR	3	4	5	6	4	4	6	3	2	4	4	0	15.5	13.5	8.95	16.835	54.785	54.785
3.	GLUSHENKO	Egor	 RUS, RUS	4	2	4	4	4	4	5	3	4	8	2	0	15.6	13.6	8.80	15.745	53.745	53.745
4.	MAXIMILIEN	Tom	 FRA, FRA	4	4	4	3	3	4	5	2	3	4	0	0	16.4	11.9	9.15	15.515	52.965	52.965
5.	BURAVYTSKIY	Peter	 GBR, GBR	2	3	4	6	6	5	5	3	4	4	0	0	15.8	13.3	8.35	15.505	52.955	52.955
6.	MARTINS	Gonçalo	 POR, APAGL	3	2	2	4	4	4	6	7	6	6	2	0	15.4	13.1	8.40	15.950	52.850	52.850
7.	MARTINS	Diogo	 POR, SCP	2	2	3	4	4	4	6	5	4	5	3	0	15.8	10.1	8.50	16.000	50.400	50.400
8.	SANTOS	Lucas	 POR, AGS	6	5	6	4	6	8					0	8.5	6.8	5.05	10.090	30.440	30.440	











Loulé Cup 2017 12th Loulé Cup
Individual trampoline — SENIOR F — Final

			S1	S2	S3	S4	S5	S6	S7	S8	S9	S10	L	A	E	D	H	Time	Total	Score
1.	AFONINA Karina	 RUS, RUS	6	5	7	4	7	5	5	4	4	5	2	0	14.6	13.0	8.85	15.200	51.650	51.650
2.	TRIEBSCH Alicia	 FRA, FRA	5	5	6	2	4	4	4	5	3	2	4	0	15.6	10.7	9.10	15.650	51.050	51.050
3.	NUNES Catarina	 POR, LGC	6	4	4	6	4	2	3	4	4	6	2	0	15.5	10.0	9.15	14.920	49.570	49.570
4.	ESTEVIÃO Maria	 POR, SCP	6	4	6	6	6	6	4	4	6	8	1	0	14.3	10.5	8.40	13.860	47.060	47.060
5.	PENG Beatriz	 POR, GSC	6	6	8	5	7	6	4	6	8	8	0	0	13.6	9.9	8.45	14.815	46.765	46.765
6.	BORGES Mariana	 POR, ADL	6	5	5	5	5	6	5	4	4	5	0	0	15.0	8.0	9.10	13.720	45.820	45.820
7.	IDRISS Zahra	 EGY, EGY	5	5	4	5	6	4	5	2	3			0	14.1	5.8	8.40	11.965	-0.4 → 39.865	39.865
8.	PACHECO Nicole	 POR, APAGL	1	0											0	3.9	1.1	1.80	3.335	10.135



Loulé Cup 2017 12th Loulé Cup
Individual trampoline — SENIOR M — Final

				S1	S2	S3	S4	S5	S6	S7	S8	S9	S10	L	A	E	D	H	Time	Total	Score
1.	LAGINHA	Marco	 POR, APAGL	5	4	4	4	5	6	4	4	4	4	1	0	15.5	14.0	8.70	16.235	54.435	54.435
2.	SANTOS	Diogo	 POR, SCP	4	4	6	4	6	4	4	5	5	6	5	0	14.7	14.2	8.80	16.505	54.205	54.205
3.	MCINTYRE	Clay	 CAN, ONT	3	5	6	4	6	6	7	7	8	9	2	0	13.7	12.0	8.25	14.680	-0.2 → 48.430	48.430
4.	IONIN	Aleskei	 RUS, RUS	2	4	3	2	4	2	4					0	11.9	10.1	6.00	11.675	39.675	39.675
5.	COSTA	Tiago	 POR, SCP	4	4	4	2	4	4	5					0	11.3	8.8	5.95	11.395	-0.2 → 37.245	37.245
6.	WOOLLEY	Steven	 CAN, ONT	6	5	8									0	4.1	5.1	2.60	4.450	16.250	16.250
7.	FERNANDES	Duarte	 POR, SCP	5	6										0	2.9	3.4	1.50	3.290	11.090	11.090
8.	PRAZERES	Gonçalo	 POR, LGC	4											0	1.6	1.7	0.80	1.750	5.850	5.850










DMT Preliminaries



Loulé Cup 2017 12th Loulé Cup
Double mini-trampoline — U13 F — Qualification

				S1	S2	L	A	E	D	Total	Score
1.	FLETCHER	Scarlett	GBR, GBR	5	6	0	0	28.9	3.4	32.300	65.300
				8	6	0	0	28.6	4.4	33.000	
2.	GRAHAM	Jessica	GBR, GBR	5	6	3	0	28.6	3.1	31.700	63.000
				5	8	5	0	28.2	3.4	-0.3 → 31.300	
3.	WOODS	Katie	GBR, GBR	5	11	9	0	27.5	3.1	-0.3 → 30.300	60.200
				6	7	6	0	28.1	2.7	-0.9 → 29.900	
4.	NOBRE	Matilde	POR, LGC	0	6	0	0	29.4	1.2	30.600	59.500
				1	5	3	0	29.1	0.7	-0.9 → 28.900	
5.	SILVA	Diana	POR, TCL	3	3	0	0	29.4	0.7	30.100	59.500
				9	6	3	0	28.2	1.2	29.400	
6.	MATOS	Ana	POR, CEDF	7	6	0	0	28.7	1.6	30.300	59.300
				6	9	3	0	28.2	1.7	-0.9 → 29.000	
7.	CAVACO	Maria	POR, APAGL	4	6	0	0	29.0	0.7	29.700	58.800
				9	8	4	0	27.9	1.2	29.100	
8.	MOTA	Margarida	POR, APAGL	5	7	4	0	28.4	0.7	29.100	58.500
				9	9	0	0	28.2	1.2	29.400	
9.	CUNHA	Lara	POR, CEDF	7	8	3	0	28.2	0.7	28.900	58.200
				5	8	1	0	28.6	0.7	29.300	
10.	FERNANDES	Beatriz	POR, VFC	10	9	0	0	28.1	1.2	29.300	58.200
				3	9	6	0	28.2	0.7	28.900	
11.	VALENTE	Teresa	POR, GSC	5	9	3	0	28.3	0.7	-0.3 → 28.700	58.100
				4	9	0	0	28.7	0.7	29.400	
12.	CHUMBINHO	Matilde	POR, VFC	6	9	0	0	28.5	0.7	29.200	58.000
				11	10	3	0	27.6	1.2	28.800	
13.	GULLIVER	Sophie	POR, AlgarveGYM	8	9	0	0	28.3	0.7	29.000	57.800
				7	9	3	0	28.1	0.7	28.800	
14.	ELENA	Anna	POR, GSC	3	6	3	0	28.8	0.7	-0.9 → 28.600	57.700
				2	6	8	0	28.4	0.7	29.100	
15.	FURTADO	Luana	POR, CPSBM	9	9	1	0	28.1	0.7	28.800	57.500
				13	12	0	0	27.5	1.2	28.700	
16.	FAZENDA	Filipa	POR, APAGL	1	7	0	0	29.2	0.7	-0.9 → 29.000	57.400
				4	7	3	0	28.6	0.7	-0.9 → 28.400	

				S1	S2	L	A	E	D	Total	Score
17.	FERREIRA	Beatriz	 POR, CPSBM	7 8	7 9	0 0	0 0	28.6 28.3	0.7 0.7	29.300 -0.9 → 28.100	57.400
18.	COELHO	Raquel	 POR, CPSBM	6 3	8 8	0 3	0 0	28.6 28.6	1.2 0.7	-0.9 → 28.900 -0.9 → 28.400	57.300
19.	RAMIRES	Sofia	 POR, APAGL	3 7	8 9	0 6	0 0	28.9 27.8	0.7 0.7	-0.9 → 28.700 28.500	57.200
20.	HEITOR	Rita	 POR, GSC	9 9	12 12	3 0	0 0	27.6 27.9	0.7 0.7	28.300 28.600	56.900
21.	PIRES	Inês	 POR, CRDBR	7 9	9 9	9 3	0 0	27.5 27.9	1.2 1.2	-0.9 → 27.800 29.100	56.900
22.	SEQUEIRA	Mariana	 POR, CPSBM	9 6	11 10	4 2	0 0	27.6 28.2	1.2 0.7	-0.9 → 27.900 28.900	56.800
23.	DIAS	Laura	 POR, CEDF	12 12	9 9	4 3	0 0	27.5 27.6	1.2 1.3	28.700 -0.9 → 28.000	56.700
24.	FERNANDES	Matilde	 POR, CRDBR	12 9	10 10	3 0	0 0	27.5 28.1	1.2 0.7	-0.9 → 27.800 28.800	56.600
25.	BRÁS	Maria	 POR, CPSBM	7 6	11 10	4 6	0 0	27.8 27.8	1.2 0.7	-0.9 → 28.100 28.500	56.600
26.	LESYUK	Polina	 POR, APAGL	10 6	9 7	9 5	0 0	27.2 28.2	1.3 0.7	-0.9 → 27.600 28.900	56.500
27.	CLEMENTE	Lara	 POR, AlgarveGYM	12 8	9 9	0 9	0 0	27.9 27.4	1.2	29.100 27.400	56.500
28.	BRITO	Maria	 POR, CEDF	5 3	9 9	3 3	0 0	28.3 28.5	0.7 0.7	-0.9 → 28.100 -0.9 → 28.300	56.400
29.	DIAS	Mafalda	 POR, APAGL	6 9	8 11	0 0	0 0	28.6 28.0	0.7 0.7	-0.9 → 28.400 -0.9 → 27.800	56.200
30.	RAMOS	Amália	 POR, AlgarveGYM	8 6	13 9	9 3	0 0	27.0 28.2	0.7 0.7	-0.9 → 26.800 28.900	55.700
31.	CARVALHO	Matilde	 POR, CEDF	6 7	11 12	3 3	0 0	28.0 27.8	0.7 0.7	-0.9 → 27.800 -0.9 → 27.600	55.400
32.	TEIXEIRA	Sofia	 POR, CEDF	8 10	12 9	30 0	0 0	25.0 28.1	1.2 1.3	-1.2 → 25.000 -0.9 → 28.500	53.500

				S1	S2	L	A	E	D	Total	Score
33.	OWEN	Grace	 GBR, GBR	6 4	9	3	0 0	28.2 20.6	2.7 0.7	30.900 21.300	52.200
34.	VIEIRA	Rita	 POR, TCL	7 11	6	3	0 0	28.4 19.9	1.2 0.7	-0.9 → 28.700 20.600	49.300
35.	SOARES	Margarida	 POR, CPSBM	9 9	10	5	0 0	20.1 27.6		20.100 27.600	47.700
36.	GUERREIRO	Ema	 POR, CPSBM	9 9	14	30	0 0	20.1 24.7	0.7	20.100 25.400	45.500
37.	REIS	Miriam	 POR, CRDBR	11 13			0 0	19.9 19.7	0.5 0.7	20.400 20.400	40.800
38.	REIS	Maria	 POR, VFC	3	9	3	0 0	28.5	0.7	29.200 0	29.200
39.	GOMES	Sara	 POR, AlgarveGYM	12	9	9	0 0	27.0	1.2	-0.9 → 27.300 0	27.300








Loulé Cup 2017 12th Loulé Cup
Double mini-trampoline – U13 M – Qualification

				S1	S2	L	A	E	D	Total	Score
1.	ALBUQUERQUE Gabriel		POR, CRDBR	3 5	8 6	3 0	0 0	28.6 28.9	3.3 3.0	31.900 31.900	63.800
2.	LABIZA Francisco		POR, CPSBM	7 3	8 7	0 3	0 0	28.5 28.7	3.1 2.8	31.600 31.500	63.100
3.	AIKEREMIOKHA Omo		GBR, GBR	9 11	15 15	3 7	0 0	27.3 26.7	4.3 4.4	-0.3 → 31.300 31.100	62.400
4.	ROBINSON Samuel		GBR, GBR	8 8	9 11	3 0	0 0	28.0 28.1	2.7 3.5	30.700 31.600	62.300
5.	FLORÊNCIO José		POR, GSC	6 10	13 13	5 3	0 0	27.6 27.4	2.7 4.4	30.300 31.800	62.100
6.	MORAR Alex		POR, APAGL	6 7	7 9	3 8	0 0	28.4 27.6	2.9 2.8	31.300 30.400	61.700
7.	MOTA João		POR, CPSBM	4 3	8 6	0 1	0 0	28.8 29.0	0.7 0.7	29.500 29.700	59.200
8.	PRAXEDES Rui		POR, VFC	8 9	12 6	3 3	0 0	27.7 28.2	1.2 1.3	28.900 29.500	58.400
9.	NEVES Miguel		POR, GSC	9 9	11 14	6 0	0 0	27.4 27.7	1.7 1.6	29.100 -0.9 → 28.400	57.500
10.	VALE Vasco		POR, VFC	9 6	6 9	3 6	0 0	28.2 27.9	1.3 1.2	-0.3 → 29.200 -0.9 → 28.200	57.400
11.	RODRIGUES Pedro		POR, CRDBR	6 12	11 9	4 2	0 0	27.9 27.7	1.2 1.3	29.100 -0.9 → 28.100	57.200
12.	SOUSA Tiago		POR, VFC	10 10	10 12	6 3	0 0	27.4 27.5	1.2 1.2	-0.3 → 28.300 -0.9 → 27.800	56.100
13.	FROST Marshall		GBR, GBR	7 13	12 12	30 7	0 0	25.1 26.8	2.7 1.2	-1.5 → 26.300 28.000	54.300
14.	PIRES Alexandre		POR, CEDF	10 9	12 11	2 30	0 0	27.6 25.0	1.2 1.3	-0.9 → 27.900 -0.9 → 25.400	53.300
15.	ROCHA Lourenço		POR, CRDBR	6 8			0 3	20.4 28.1		20.400 29.300	49.700
16.	JOSÉ Francisco		POR, AGS	9 9	10	9	0 0	27.2 20.1	1.7	28.900 20.100	49.000

















Loulé Cup 2017 12th Loulé Cup
Double mini-trampoline — 13-14 F — Qualification

				S1	S2	L	A	E	D	Total	Score
1.	AMADO	Margarida	 POR, TCL	10 6	7 8	3 3	0 0	28.0 28.3	4.4 2.9	32.400 31.200	63.600
2.	CARREIRO	Margarida	 POR, SAR	5 6	9 7	3 3	0 0	28.3 28.4	3.3 2.0	31.600 -0.3 → 30.100	61.700
3.	BRODT	Sara	 CAN, PGC	9 6	11 9	3 6	0 0	27.7 27.9	2.7 3.1	-0.5 +0.2 → 30.100 -0.2 → 30.800	60.900
4.	GUERREIRO	Beatriz	 POR, CEDF	11 6	7 6	0 0	0 0	28.2 28.8	1.8 1.6	30.000 30.400	60.400
5.	SELS	Kaat	 BEL, KTA	10 8	6 4	0 0	0 0	28.4 28.8	1.7 1.3	30.100 30.100	60.200
6.	NORAS	Beatriz	 POR, GSC	9 9	12 9	0 6	0 0	27.9 27.6	3.3 1.3	31.200 28.900	60.100
7.	LEMONS	Margarida	 POR, ADL	6 12	6 11	0 7	0 0	28.8 27.0	1.6 2.1	30.400 29.100	59.500
8.	VERMEIREN	Marie	 BEL, KTA	7 9	9 9	3 3	0 0	28.1 27.9	1.7 1.6	-0.2 +0.2 → 29.800 -0.2 → 29.300	59.100
9.	LUYCKX	Dali	 BEL, KTA	9 12	6 9	6 5	0 0	27.9 27.4	1.7 1.6	29.600 29.000	58.600
10.	GONÇALVES	Filipa	 POR, CRDBR	10 8	12 6	3 3	0 0	27.5 28.3	1.8 1.2	-0.9 → 28.400 29.500	57.900
11.	PINTO	Carolina	 POR, GSC	12 6	8 12	0 6	0 0	28.0 27.6	2.1 1.6	-0.9 → 29.200 -0.9 → 28.300	57.500
12.	GOMES	Eva	 POR, AlgarveGYM	12 10	12 12	6 3	0 0	27.0 27.5	1.2 0.7	28.200 28.200	56.400
13.	GALEGO	Eva	 POR, AlgarveGYM	9 12	10 9	9 0	0 0	27.2 27.9	1.7 1.3	-0.9 → 28.000 -0.9 → 28.300	56.300
14.	GUERREIRO	Ana	 POR, CPSBM	9 7	12 12	6 7	0 0	27.3 27.4	0.7 0.7	28.000 28.100	56.100
15.	ROSA	Camila	 POR, CEDF	12 10	11 11	15 8	0 0	26.2 27.1	1.3 1.4	27.500 -0.3 → 28.200	55.700
16.	CRUZ	Ema	 POR, CPSBM	9 6	15 9	15 15	0 0	26.1 27.0	1.2 0.7	27.300 27.700	55.000
17.	SILVA	Iara	 POR, AlgarveGYM	9 9	12 10	5 6	0 0	27.4 27.5	0.7 0.7	-0.9 → 27.200 -0.9 → 27.300	54.500
18.	TEODORU	Teodora	 BEL, KTA	5 12	8	6	0 0	28.1 19.8	3.1 2.4	-0.9 → 30.300 22.200	52.500
19.	BOSMANS	Lore	 BEL, KTA	11 10	10	6	0 0	27.3 20.0	2.7 2.4	-0.9 → 29.100 22.400	51.500

				S1	S2	L	A	E	D	Total	Score
20.	ANDRÉ	Bruna	 POR, APAGL	9 10	12	9	0 0	27.0 20.0	2.7 0.5	-0.9 → 28.800 20.500	49.300
21.	LOURINHO	Sofia	 POR, CCRAM	7 9	9	3	0 0	28.1 20.1		28.100 20.700	48.800
22.	VAZ	Carolina	 POR, AGS	6 12			0 0	20.4 19.8	0.5 2.0	20.900 21.800	42.700
23.	ALLARD	Sofia	 SWE, GCKF	11 14			0 0	19.9 19.6	0.5 0.6	20.400 20.200	40.600
24.	COELHO	Rafaela	 POR, APAGL				0			0	29.000
				11	11	0	0	27.8	1.2	29.000	



Loulé Cup 2017 12th Loulé Cup
Double mini-trampoline — 13-14 M — Qualification

				S1	S2	L	A	E	D	Total	Score
1.	DIAS	André	 POR, CEDF	7 5	7 8	0 0	0 0	28.6 28.7	6.0 5.2	34.600 33.900	68.500
2.	LUPISH	Kieran	 CAN, ONT	8 12	10 8	5 3	0 0	27.7 27.7	6.0 5.2	-0.2 → 33.500 -0.2 → 32.700	66.200
3.	PINTO	Tomás	 POR, GCM	6 8	8 9	0 5	0 0	28.6 27.8	3.4 4.4	32.000 -0.9 → 31.300	63.300
4.	ZUREK	Nolan	 CAN, PGC	10 10	14 12	3 5	0 0	27.3 27.3	5.2 5.2	-0.5 → 32.000 -1.4 → 31.100	63.100
5.	CATARINO	Bruno	 POR, GCM	9 9	11 7	3 3	0 0	27.7 28.1	3.7 4.4	31.400 -0.9 → 31.600	63.000
6.	COSTA	João	 POR, ADC	9 10	11 11	5 3	0 0	27.5 27.6	3.3 4.4	30.800 -0.3 → 31.700	62.500
7.	MARIANITO	Miguel	 POR, LGC	6 3	8 7	3 3	0 0	28.3 28.7	2.7 3.1	-0.9 → 30.100 31.800	61.900
8.	ANICETO	Sérgio	 POR, AlgarveGYM	9 7	11 10	5 2	0 0	27.5 28.1	3.7 2.7	-0.9 → 30.300 30.800	61.100
9.	NUEFELD	Simon	 CAN, PGC	12 10	11 11	6 3	0 0	27.1 27.6	4.4 3.6	-1.4 → 30.100 -0.2 → 31.000	61.100
10.	CLOUSE	Carson	 CAN, ONT	9 13	12 12	0 0	0 0	27.9 27.5	2.7 3.0	-0.2 → 30.400 -1.1 → 29.400	59.800
11.	VENTURA	Guilherme	 POR, CEDF	6 10	6 11	0 0	0 0	28.8 27.9	1.2 1.3	30.000 29.200	59.200
12.	RABIE	Zayden	 CAN, ATT	9 12	11 12	0 9	0 0	28.0 26.7	3.4 1.8	-0.2 → 31.200 -1.5 → 27.000	58.200
13.	NEVES	João	 POR, NSLO	8 9	6 12	0 8	0 0	28.6 27.1	1.3 1.7	-0.9 → 29.000 -0.9 → 27.900	56.900
14.	JOSÉ	Guilherme	 POR, AGS	12 15	12 11	3 3	0 0	27.3 27.1	1.2 1.2	28.500 28.300	56.800
15.	RAMOS	Francisco	 POR, AlgarveGYM	9 9	10 12	0 3	0 0	28.1 27.6	1.2 0.7	29.300 -0.9 → 27.400	56.700
16.	BALRÔA	Afonso	 POR, GMNA	8 9			0 5	20.2 27.3	0.9 5.2	21.100 -0.3 → 32.200	53.300
17.	UKAKOV	Chris	 CAN, ONT	12 11			0 6	19.8 27.2	0.7 4.8	-0.2 → 20.300 -0.5 → 31.500	51.800
18.	MOTEIRO	Pedro	 POR, CPSBM	15 15			0 0	19.5 19.5	0.5 0.7	20.000 20.200	40.200

13/10/2017

Qualification — Double mini-trampoline, 13-14 M — Results

© 2013–2017  Sporttech Ltd.

[Contact us](#)







Loulé Cup 2017 12th Loulé Cup
Double mini-trampoline — JUNIOR F — Qualification

				S1	S2	L	A	E	D	Total	Score
1.	GAGO	Diana	POR, GCM	11 9	9 11	3 4	0 0	27.7 27.6	6.0 6.4	-0.3 → 33.400 34.000	67.400
2.	GUIDO	Sara	POR, GSC	9 10	9 11	3 3	0 0	27.9 27.6	4.4 5.2	32.300 32.800	65.100
3.	STEELE	Lucy	GBR, GBR	12 12	12 12	3 3	0 0	27.3 27.3	4.8 5.2	32.100 -0.9 → 31.600	63.700
4.	OLIVEIRA	Ana	POR, GSC	6 9	9 12	30 0	0 0	25.5 27.9	5.2 5.2	-0.5 → 30.200 33.100	63.300
5.	BEZZUBOVA	Arina	RUS, RUS	5 6	8 9	0 0	0 0	28.7 28.5	3.3 2.7	32.000 31.200	63.200
6.	CATARINO	Mariana	POR, APAGL	8 7	8 10	1 5	0 0	28.3 27.8	2.7 3.1	31.000 30.900	61.900
7.	LARIONOVA	Irina	RUS, RUS	6 5	9 8	0 6	0 0	28.5 28.1	2.7 3.4	31.200 -0.9 → 30.600	61.800
8.	HODGES	Charlotte	CAN, ATT	8 9	10 9	5 3	0 0	27.7 27.9	3.4 3.3	-0.2 → 30.900 -0.5 → 30.700	61.600
9.	GIL	Sofia	POR, VFC	7 7	9 12	3 5	0 0	28.1 27.6	2.7 3.1	30.800 30.700	61.500
10.	GOOS	Morgane	BEL, KTA	9 10	12 12	9 8	0 0	27.0 27.0	3.0 3.3	30.000 30.300	60.300
11.	MATCHIM	Katelyn	CAN, ATT	9 8	12 11	9 9	0 0	27.0 27.2	3.1 3.2	-0.2 → 29.900 -0.2 → 30.200	60.100
12.	MARTINS	Andreia	POR, CPSBM	9 9	10 12	8 4	0 0	27.3 27.5	2.7 3.1	-0.9 → 29.100 -0.3 → 30.300	59.400
13.	COSTA	Matilde	POR, GCZ	11 12	15 13	8 4	0 0	26.6 27.1	2.9 0.6	29.500 27.700	57.200
14.	ABRANTES	Joana	POR, AACo	15 5			0 0	19.5 28.3	2.0 3.0	21.500 31.300	52.800
15.	CARVALHO	Rute	POR, AlgarveGYM	11 13	11	6	0 0	27.2 19.7	1.7 0.7	28.900 20.400	49.300
16.	ENTREZENDE	Beatriz	POR, GCZ	15 8			0 0	19.5 27.8	0.5 0.7	20.000 28.500	48.500
17.	LAWLESS	Taya	CAN, OGC	4 4			0 0	20.6 20.6	0.6 0.7	-0.2 → 21.000 -0.2 → 21.100	42.100
18.	BRÁS	Joana	POR, APAGL	11	13	3	0 0	27.3	5.2	32.500 0	32.500
19.	SARMENTO	Marta	POR, GCZ				0			0	31.100
				6	11	3	0	28.0	3.1	31.100	
20.	SANTOS	Inês	POR, GCZ	10	13	3	0 0	27.4	3.0	30.400 0	30.400

13/10/2017

Qualification — Double mini-trampoline, JUNIOR F — Results

				S1	S2	L	A	E	D	Total	Score
21.	ADAMS	Orla	 GBR, GBR	13			0	19.7	2.4	22.100	22.100
							0			0	
22.	BRITO	Sofia	 POR, ADL							—	0
										—	
22.	VIEGAS	Raquel	 POR, GCM				0			0	0
							0			0	
22.	CARVALHO	Maria	 POR, TCL				0			0	0
							0			0	

© 2013–2017  Sporttech Ltd.[Contact us](#)






Loulé Cup 2017 12th Loulé Cup
Double mini-trampoline — JUNIOR M — Qualification

				S1	S2	L	A	E	D	Total	Score
1.	GIBNEY	Jamie	GBR, GBR	9 12	7 9	1 4	0 0	28.3 27.5	6.0 8.0		34.300 35.500 69.800
2.	FELIX	João	POR, SAR	6 10	12 10	0 0	0 0	28.2 28.0	6.8 6.8		35.000 -0.3 → 34.500 69.500
3.	SANTOS	Lucas	POR, AGS	7 9	9 12	4 5	0 0	28.0 27.4	7.2 6.8		-0.9 → 34.300 -0.9 → 33.300 67.600
4.	MCLEOD	Fraser	GBR, GBR	6 7	9 10	2 1	0 0	28.3 28.2	6.0 5.2		34.300 -0.9 → 32.500 66.800
5.	DOMINGOS	Rui	POR, VFC	9 10	12 12	3 4	0 0	27.6 27.4	5.6 6.4		33.200 -0.3 → 33.500 66.700
6.	MARQUES	Pedro	POR, CRDBR	5 8	9 9	3 3	0 0	28.3 28.0	5.2 6.0		33.500 -0.9 → 33.100 66.600
7.	SHEVELEV	Evgeny	RUS, RUS	9 9	6 9	3 3	0 0	28.2 27.9	5.2 5.2		33.400 33.100 66.500
8.	CAVACO	Daniel	POR, APAGL	9 6	7 6	4 3	0 0	28.0 28.5	5.6 4.8		-0.9 → 32.700 33.300 66.000
9.	MANCINI	Michael	CAN, ONT	12 12	11 14	3 3	0 0	27.4 27.1	6.0 5.2		33.400 32.300 65.700
10.	TOWERS	Travis	CAN, OGC	9 12	13 13	3 5	0 0	27.5 27.0	6.0 6.4		-0.2 → 33.300 -1.1 → 32.300 65.600
11.	VAN HOVE	Leon	BEL, KTA	11 9	12 11	5 5	0 0	27.2 27.5	4.8 4.8		-1.1 → 30.900 -0.5 → 31.800 62.700
12.	PETTERSSON	Herman	SWE, GCKF	9 6	8 6	4 5	0 0	27.9 28.3	3.3 2.7		31.200 31.000 62.200
13.	BONGELLI	Cale	CAN, ONT	12 9	11 14	7 4	0 0	27.0 27.3	4.4 3.5		-0.2 → 31.200 -0.2 → 30.600 61.800
14.	RITARI	Jacob	SWE, GCKF	12 14	13 12	3 3	0 0	27.2 27.1	3.4 4.4		-0.2 → 30.400 -0.2 → 31.300 61.700
15.	OLIVEIRA	João	POR, VFC	6 9	9 10	5 6	0 0	28.0 27.5	3.0 3.3		31.000 -0.9 → 29.900 60.900
16.	FERNANDES	Diogo	POR, AACo	9 9			0 6	20.1 27.3	2.4 6.8		22.500 -0.3 → 33.800 56.300
17.	GLUSHENKO	Egor	RUS, RUS	9 9			0 0	20.1 20.1	2.8 3.6		22.900 23.700 46.600
18.	SILVA	Miguel	POR, TCL	12 14			0 0	19.8 19.6	2.4		22.200 19.600 41.800
19.	DEVINE	Ryan	GBR, GBR		8 9		0 3				0 35.600 35.600
20.	MARQUES	Francisco	POR, GCM	12	9	3	0 0	27.6	4.4		-0.3 → 31.700 0 31.700

13/10/2017

Qualification — Double mini-trampoline, JUNIOR M — Results

				S1	S2	L	A	E	D	Total	Score
21.	AVÓ	Gabriel	 POR, APAGL	6	12	4	0	27.8	3.5	31.300	31.300
							0			0	
22.	MOREIRA	Henrique	 POR, AGS				0			0	23.400
				12			0	19.8	3.6	23.400	
23.	SOARES	Bruno	 POR, AGS				0			0	0
										—	

© 2013–2017  Sporttech Ltd.[Contact us](#)



Loulé Cup 2017 12th Loulé Cup
Double mini-trampoline — SENIOR F — Qualification

				S1	S2	L	A	E	D	Total	Score
1.	O'BRIEN	Caitlin	GBR, GBR	9	12	3	0	27.6	6.0	33.600	67.000
				9	9	4	0	27.8	5.6	33.400	
2.	BEATTIE	Kim	GBR, GBR	10	9	0	0	28.1	5.6	33.700	66.500
				9	14	6	0	27.1	6.0	-0.3 → 32.800	
3.	BRÁS	Mafalda	POR, POR	10	10	1	0	27.9	5.6	33.500	66.500
				9	12	9	0	27.0	6.0	33.000	
4.	WILLIAMSON	Bethany	GBR, GBR	11	12	6	0	27.1	5.6	-0.3 → 32.400	66.200
				9	8	1	0	28.2	5.6	33.800	
5.	MARTINS	Inês	POR, POR	12	15	4	0	26.9	6.0	-0.9 → 32.000	65.200
				10	13	5	0	27.2	6.0	33.200	
6.	PENG	Beatriz	POR, POR	9	11	3	0	27.7	5.6	33.300	64.800
				12	14	0	0	27.4	5.6	-1.5 → 31.500	
7.	SOUSA	Sara	POR, POR	11	15	6	0	26.8	5.6	32.400	64.500
				12	12	3	0	27.3	4.8	32.100	
8.	COELHO	Sofia	POR, CRDBR	6	8	3	0	28.3	3.4	31.700	63.700
				4	6	0	0	29.0	3.0	32.000	
9.	CAMEIRA	Marta	POR, CRDBR	12	9	3	0	27.6	4.4	32.000	63.400
				8	9	3	0	28.0	3.4	31.400	
10.	DONLEVY	Ciara	GBR, GBR	9	15	6	0	27.0	5.6	-0.9 → 31.700	62.900
				12	15	8	0	26.5	5.6	-0.9 → 31.200	
11.	AFONINA	Karina	RUS, RUS	6	5	4	0	28.5	1.3	29.800	61.600
				7	9	5	0	27.9	3.9	31.800	
12.	VITEYCHUK	Kaitlyn	CAN, PGC	7	12	4	0	27.7	3.4	-0.2 → 30.900	61.500
				8	12	4	0	27.6	3.5	-0.5 → 30.600	
13.	HULSENS	Anna	BEL, KTA	11	13	3	0	27.3	5.2	32.500	61.200
				12	14	6	0	26.8	3.4	-1.5 → 28.700	
14.	YOUNG	Allison	CAN, PGC	6	12	5	0	27.7	3.4	-0.2 → 30.900	61.000
				12	12	4	0	27.2	4.0	-1.1 → 30.100	
15.	VALÉRIO	Inês	POR, LGC	6	7	6	0	28.1	2.9	31.000	58.100
				13	7	0	0	28.0		-0.9 → 27.100	
16.	SILVA	Rute	POR, AGS	11	9	3	0	27.7	1.2	-0.9 → 28.000	48.300
				13			0	19.7	0.6	20.300	
17.	IDRISS	Zahra	EGY, EGY	9			0	20.1	0.6	-0.2 → 20.500	20.500
							0			0	
18.	ALVES	Camila	POR, ADL	12			0	19.8	0.7	20.500	20.500
							0			0	

13/10/2017














Qualification — Double mini-trampoline, SENIOR F — Results

© 2013–2017  Sporttech Ltd.

[Contact us](#)



Loulé Cup 2017 12th Loulé Cup
Double mini-trampoline — SENIOR M — Qualification

				S1	S2	L	A	E	D	Total	Score
1.	AFONSO	Luís	 POR, POR	8	10	4	0	27.8	8.0	35.800	71.600
				8	9	1	0	28.2	7.6	35.800	
2.	ROMÃO	Tiago	 POR, POR	6	9	6	0	27.9	8.0	35.900	71.500
				6	7	4	0	28.3	7.6	-0.3 → 35.600	
3.	KRIVONOS	Vitaly	 RUS, RUS	9	6	3	0	28.2	6.8	-0.9 → 34.100	69.800
				9	6	0	0	28.5	7.2	35.700	
4.	CAEIRO	João	 POR, POR	5	6	3	0	28.6	8.0	36.600	69.100
				6	11	30	0	25.3	8.4	-1.2 → 32.500	
5.	IONIN	Aleskei	 RUS, RUS	5	13	0	0	28.2	4.8	33.000	66.300
				7	6	6	0	28.1	6.4	-1.2 → 33.300	
6.	NUNES	André	 POR, POR	6	9	3	0	28.2	5.1	-0.9 → 32.400	64.500
				6	8	0	0	28.6	3.5	32.100	
7.	MCINTYRE	Clay	 CAN, ONT	10	13	5	0	27.2	6.0	-1.4 → 31.800	63.900
				10	13	5	0	27.2	6.0	-1.1 → 32.100	
8.	ERTMAN	Brent	 CAN, PAAGC	9	7	3	0	28.1	5.2	-0.5 → 32.800	63.500
				12	14	9	0	26.5	5.6	-1.4 → 30.700	
9.	MERKEL	Nick	 CAN, PGC	6	9	3	0	28.2	3.4	-1.1 → 30.500	60.700
				7	12	9	0	27.2	3.5	-0.5 → 30.200	
10.	NODEN	Reece	 GBR, GBR	9			0	20.1	4.0	24.100	47.100
				12			0	19.8	3.2	23.000	
11.	PEREIRA	Tiago	 POR, GMNA	6	9	4	0	28.1	6.8	-0.9 → 34.000	34.000
							0			0	
12.	DE LA SORTE	Jamie	 BEL, KTA	12	14	9	0	26.5	6.0	32.500	32.500
							0			0	
13.	PRAZERES	Gonçalo	 POR, LGC							—	0
										—	



DMT Team Preliminaries

TEAM	MEMBERS	F1	F2	Total		
AlgarveGym A	Sara Gomes	27,300	0,000	27,300		
AlgarveGym A	Sophie Gulliver	29,000	28,800	57,800		
AlgarveGym A	Lara Clemente	29,100	27,400	56,500		
AlgarveGym A	Eva Galego	28,800	28,300	57,100	171,400	9
AlgarveGym B	Amália Ramos	26,800	28,900	55,700		
AlgarveGym B	Eva Gomes	28,200	28,200	56,400		
AlgarveGym B	Iara Silva	27,200	27,300	54,500	166,600	15
APAGL A	Bruna André	28,800	20,500	49,300		
APAGL A	Filipa Fazenda	29,000	28,400	57,400		
APAGL A	Maria Cavaco	29,700	29,100	58,800		
APAGL A	Polyna Lesyuk	27,600	28,900	56,500	172,700	4
APAGL B	Rafaela Coelho	0,000	29,000	29,000		
APAGL B	Sofia Ramires	28,700	28,500	57,200		
APAGL B	Margarida Mota	29,100	29,400	58,500		
APAGL B	Mafalda Dias	28,400	27,800	56,200	171,900	7
KTA	Teodora Teodoru	30,300	22,200	52,500		
KTA	Lore Bosmans	29,100	22,400	51,500		
KTA	Kaat Sels	30,100	30,100	60,200		
KTA	Marie Vermeiren	29,800	29,300	59,100	171,800	8
CEDF A	Ana Matos	30,300	29,000	59,300		
CEDF A	Camila Rosa	27,500	28,200	55,700		
CEDF A	Beatriz Guerreiro	30,000	30,400	60,400		
CEDF A	Sofia Teixeira	25,000	28,500	53,500	175,400	3
CEDF B	Maria Brito	28,100	28,300	56,400		
CEDF B	Matilde Carvalho	27,800	27,600	55,400		
CEDF B	Lara Cunha	28,900	29,300	58,200		
CEDF B	Laura Dias	28,700	28,000	56,700	171,300	11
CRDBR	Miriam Reis	20,400	20,400	40,800		
CRDBR	Inês Pires	27,800	29,100	56,900		
CRDBR	Matilde Fernandes	27,800	28,800	56,600		
CRDBR	Filipa Gonçalves	28,400	29,500	57,900	171,400	9
GSC	Ana Elena	28,600	29,100	57,700		
GSC	Teresa Valente	28,700	29,400	58,100		
GSC	Rita Heitor	28,300	28,600	56,900	172,700	4
VFC	Beatriz Fernandes	29,300	28,900	58,200		
VFC	Matilde Chumbinho	29,200	28,800	58,000		
VFC	Maria Reis	29,200	0,000	29,200	145,400	16
TCL	Margarida Amado	32,400	31,200	63,600		
TCL	Rita Vieira	28,700	20,600	49,300		
TCL	Diana Silva	30,100	29,400	59,500	172,400	6
U2W	Beatriz Noras	31,200	28,900	60,100		
U2W	Carolina Pinto	29,200	28,300	57,500		
U2W	Margarida Lemos	30,400	29,100	59,500	177,100	2
CPSBM A	Ema Cruz	27,300	27,700	55,000		
CPSBM A	Maria Brás	28,100	28,500	56,600		
CPSBM A	Raquel Coelho	28,900	28,400	57,300		
CPSBM A	Mariana Sequeira	27,900	28,900	56,800	170,700	13
CPSBM B	Ana Guerreiro	28,000	28,100	56,100		
CPSBM B	Ema Guerreiro	20,100	25,400	45,500		
CPSBM B	Beatriz Ferreira	29,300	28,100	57,400		
CPSBM B	Luana Furtado	28,800	28,700	57,500	171,000	12
GBR	Jessica Graham	31,700	31,300	63,000		
GBR	Katie Woods	30,300	29,900	60,200		
GBR	Scarlett Fletcher	32,300	33,000	65,300		
GBR	Grace Owen	30,900	21,300	52,200	188,500	1
LGC/SAR/CPSBM	Matilde Nobre	30,600	28,900	59,500		
LGC/SAR/CPSBM	Margarida Carreiro	31,600	30,100	61,700		
LGC/SAR/CPSBM	Margarida Soares	20,100	27,600	47,700	168,900	14

TEAM RESULTS

U13/13-14 M

TEAM	MEMBERS	F1	F2	Total		
CEDF A	Guilherme Ventura		30,000	29,200	59,200	4
CEDF A	Alexandre Pires		27,900	25,400	53,300	
CEDF A	André Dias		34,600	33,900	68,500	
					181,000	
U2W A	José Florêncio		30,300	31,800	62,100	3
U2W A	Lourenço Rocha		20,400	29,300	49,700	
U2W A	Pedro Rodrigues		29,100	28,100	57,200	
U2W A	Gabriel Albuquerque		31,900	31,900	63,800	
					183,100	
U2W B	Miguel Neves		29,100	28,400	57,500	8
U2W B	Rui Praxedes		28,900	29,500	58,400	
U2W B	Tiago Sousa		28,300	27,800	56,100	
U2W B	Vasco Vale		29,200	28,200	57,400	
					173,300	
ONT	Carson Clouse		30,400	29,400	59,800	6
ONT	Kieran Lupish		33,500	32,700	66,200	
ONT	Chris Ukakov		20,300	31,500	51,800	
					177,800	
GBR	Omo Aikeremiokha		31,300	31,100	62,400	5
GBR	Samuel Robinson		30,700	31,600	62,300	
GBR	Marshal Frost		26,300	28,000	54,300	
GBR	Lewis Gosling		0,000	0,000	0,000	
					179,000	
CPSBM/APAGL	João Mota		29,500	29,700	59,200	2
CPSBM/APAGL	Francisco Labisa		31,600	31,500	63,100	
CPSBM/APAGL	Pedro Moteiro		20,000	20,200	40,200	
CPSBM/APAGL	Alex Morar		31,300	30,400	61,700	
					184,000	
GCM/LGC	Miguel Marianito		30,100	31,800	61,900	1
GCM/LGC	Bruno Catarino		31,400	31,600	63,000	
GCM/LGC	Tomás Pinto		32,000	31,300	63,300	
					188,200	
AlgarveGym/NSLO/ATT	Sérgio Aniceto		30,300	30,800	61,100	7
AlgarveGym/NSLO/ATT	Francisco Ramos		29,300	27,400	56,700	
AlgarveGym/NSLO/ATT	João Neves		29,000	27,900	56,900	
AlgarveGym/NSLO/ATT	Zayden Rabie		31,200	27,000	58,200	
					176,200	

TEAM	MEMBERS	F1	F2	Total		
RUS	Vitaly Krisnovos	34,100	35,700	69,80	202,60	2
RUS	Aleksei Ionin	33,000	33,300	66,30		
RUS	Egor Glushenko	22,900	23,700	46,60		
RUS	Evgeny Shevelev	33,400	33,100	66,50		
POR	Luís Afonso	35,800	35,800	71,60	212,20	1
POR	André Nunes	32,400	32,100	64,50		
POR	Tiago Romão	35,900	35,600	71,50		
POR	João Caeiro	36,600	32,500	69,10		
ONT	Cale Bongelli	31,200	30,600	61,80	191,40	4
ONT	Michael Mancini	33,400	32,300	65,70		
ONT	Clay McIntyre	31,800	32,100	63,90		
AGS	Bruno Soares	0,000	0,000	0,00	91,00	7
AGS	Lucas Santos	34,300	33,300	67,60		
AGS	Henrique Moreira	0,000	23,400	23,40		
U2W	Daniel Cavaco	32,700	33,300	66,00	164,30	6
U2W	Gabriel Avó	31,300	0,000	31,30		
U2W	Pedro Marques	33,500	33,100	66,60		
U2W	Francisco Marques	31,700	0,000	31,70		
GKF/OGC/SAR	Travis Towers	33,300	32,300	65,60	197,30	3
GKF/OGC/SAR	Herman Pettersson	31,200	31,000	62,20		
GKF/OGC/SAR	Jacob Ritari	30,400	31,300	61,70		
GKF/OGC/SAR	João Félix	35,000	34,500	69,50		
GBR	Jamie Gibney	34,300	35,500	69,80	183,70	5
GBR	Ryan Devine	0,000	35,600	35,60		
GBR	Fraser Mcleod	34,300	32,500	66,80		
GBR	Reece Noden	24,100	23,000	47,10		

TEAM	MEMBERS	F1	F2	Total		
RUS	Vitaly Krisnovos	34,100	35,700	69,80	202,60	2
RUS	Aleksei Ionin	33,000	33,300	66,30		
RUS	Egor Glushenko	22,900	23,700	46,60		
RUS	Evgeny Shevelev	33,400	33,100	66,50		
POR	Luís Afonso	35,800	35,800	71,60	212,20	1
POR	André Nunes	32,400	32,100	64,50		
POR	Tiago Romão	35,900	35,600	71,50		
POR	João Caeiro	36,600	32,500	69,10		
ONT	Cale Bongelli	31,200	30,600	61,80	191,40	4
ONT	Michael Mancini	33,400	32,300	65,70		
ONT	Clay McIntyre	31,800	32,100	63,90		
AGS	Bruno Soares	0,000	0,000	0,00	91,00	7
AGS	Lucas Santos	34,300	33,300	67,60		
AGS	Henrique Moreira	0,000	23,400	23,40		
U2W	Daniel Cavaco	32,700	33,300	66,00	164,30	6
U2W	Gabriel Avó	31,300	0,000	31,30		
U2W	Pedro Marques	33,500	33,100	66,60		
U2W	Francisco Marques	31,700	0,000	31,70		
GKF/OGC/SAR	Travis Towers	33,300	32,300	65,60	197,30	3
GKF/OGC/SAR	Herman Pettersson	31,200	31,000	62,20		
GKF/OGC/SAR	Jacob Ritari	30,400	31,300	61,70		
GKF/OGC/SAR	João Félix	35,000	34,500	69,50		
GBR	Jamie Gibney	34,300	35,500	69,80	183,70	5
GBR	Ryan Devine	0,000	35,600	35,60		
GBR	Fraser Mcleod	34,300	32,500	66,80		
GBR	Reece Noden	24,100	23,000	47,10		





Loulé Cup 2017 12th Loulé Cup
Double mini-trampoline — U13 F — Final

			S1	S2	L	A	E	D	Total	Score
1.	FLETCHER Scarlett	GBR, GBR	12	10	0	0	27.8	4.8	-0.9 → 31.700	63.500
			12	9	0	0	27.9	4.8	-0.9 → 31.800	
2.	GRAHAM Jessica	GBR, GBR	12	13	5	0	27.0	4.4	-0.9 → 30.500	61.400
			9	11	0	0	28.0	2.9	30.900	
3.	NOBRE Matilde	POR, LGC	3	6	0	0	29.1	0.7	29.800	59.700
			8	6	3	0	28.3	1.6	29.900	
4.	SILVA Diana	POR, TCL	9	7	3	0	28.1	1.2	29.300	58.800
			6	6	0	0	28.8	0.7	29.500	
5.	MATOS Ana	POR, CEDF	6	11	3	0	28.0	2.7	-0.9 → 29.800	58.700
			8	4	3	0	28.5	1.3	-0.9 → 28.900	
6.	CAVACO Maria	POR, APAGL	6	9	0	0	28.5	0.7	29.200	58.500
			5	9	5	0	28.1	1.2	29.300	
7.	MOTA Margarida	POR, APAGL	6	9	6	0	27.9	0.7	28.600	58.000
			9	6	3	0	28.2	1.2	29.400	
8.	WOODS Katie	GBR, GBR	13			0	19.7	2.4	22.100	43.900
			12			0	19.8	2.0	21.800	



Loulé Cup 2017 12th Loulé Cup
Double mini-trampoline – U13 M – Final

				S1	S2	L	A	E	D	Total	Score
1.	AIKEREMIOKHA Omo		GBR, GBR	12	12	6	0	27.0	5.2	-0.9 → 31.300	63.000
				12	12	8	0	26.8	5.2	-0.3 → 31.700	
2.	ALBUQUERQUE Gabriel		POR, CRDBR	6	8	6	0	28.0	2.7	30.700	62.600
				7	9	0	0	28.4	3.5	31.900	
3.	MORAR Alex		POR, APAGL	9	9	3	0	27.9	1.6	29.500	60.000
				7	11	4	0	27.8	2.7	30.500	
4.	PRAXEDES Rui		POR, VFC	6	9	0	0	28.5	0.7	29.200	58.300
				12	9	0	0	27.9	1.2	29.100	
5.	FLORÊNCIO José		POR, GSC	6	12	30	0	25.2	2.8	28.000	58.300
				10	15	3	0	27.2	3.1	30.300	
6.	MOTA João		POR, CPSBM	7	10	0	0	28.3	0.7	29.000	56.700
				12	9	5	0	27.4	1.2	-0.9 → 27.700	
7.	LABIZA Francisco		POR, CPSBM	12	9	3	0	27.6	4.4	-0.9 → 31.100	53.000
				11			0	19.9	2.0	21.900	
8.	ROBINSON Samuel		GBR, GBR	10	12	0	0	27.8	3.3	31.100	51.300
				10			4	19.6	0.6	20.200	



Loulé Cup 2017 12th Loulé Cup
Double mini-trampoline — 13-14 F — Final

				S1	S2	L	A	E	D	Total	Score
1.	GUERREIRO Beatriz		POR, CEDF	3 7	11 6	3 0	0 0	28.3 28.7	2.4 1.3	30.700 30.000	60.700
2.	NORAS Beatriz		POR, GSC	8 7	12 12	9 6	0 0	27.1 27.5	3.3 3.1	-0.3 → 30.100 30.600	60.700
3.	CARREIRO Margarida		POR, SAR	6 8	7 6	5 3	0 0	28.2 28.3	1.8 1.6	30.000 29.900	59.900
4.	LEMOs Margarida		POR, ADL	6 6	6 8	3 3	0 0	28.5 28.3	1.3 1.3	29.800 29.600	59.400
5.	BRODT Sara		CAN, PGC	9 9	4 6	3 0	0 0	28.4 28.5	1.3 1.3	29.700 -0.9 → 28.900	58.600
6.	VERMEIREN Marie		BEL, KTA	7 9	6 6	3 0	0 0	28.4 28.5	1.3 1.2	-0.9 → 28.800 29.700	58.500
7.	SELS Kaat		BEL, KTA	6 9	6	0	0 0	28.8 20.1	1.3 0.6	-0.9 → 29.200 20.700	49.900
8.	AMADO Margarida		POR, TCL	5 6			0 0	20.5 20.4	0.7 0.9	21.200 21.300	42.500



Loulé Cup 2017 12th Loulé Cup
Double mini-trampoline — 13-14 M — Final

				S1	S2	L	A	E	D	Total	Score
1.	CATARINO	Bruno	POR, GCM	6 9	6 6	3 0	0 0	28.5 28.5	3.1 4.4	31.600 32.900	64.500
2.	LUPISH	Kieran	CAN, ONT	7 12	10 12	4 5	0 0	27.9 27.1	5.1 5.2	33.000 -0.9 → 31.400	64.400
3.	ANICETO	Sérgio	POR, AlgarveGYM	9 12	9 10	5 0	0 0	27.7 27.8	3.1 4.4	30.800 32.200	63.000
4.	ZUREK	Nolan	CAN, PGC	4 12	9 12	4 0	0 0	28.3 27.6	3.5 4.4	31.800 -0.9 → 31.100	62.900
5.	COSTA	João	POR, ADC	8 8	9 11	3 6	0 0	28.0 27.5	3.0 3.2	31.000 30.700	61.700
6.	PINTO	Tomás	POR, GCM	9 12			0 9	20.1 27.0	0.5 4.4	20.600 -1.2 → 30.200	50.800
7.	MARIANITO	Miguel	POR, LGC	6	9	0	0	28.5	3.7	32.200 0	32.200
8.	DIAS	André	POR, CEDF	11			0	19.9	3.2	23.100 0	23.100



Loulé Cup 2017 12th Loulé Cup
Double mini-trampoline — JUNIOR F — Final

				S1	S2	L	A	E	D	Total	Score
1.	GAGO	Diana	 POR, GCM	13	15	15	0	25.7	5.2	-0.3 → 30.600	64.500
				10	10	0	0	28.0	6.8	-0.9 → 33.900	
2.	GUIDO	Sara	 POR, GSC	12	10	3	0	27.5	5.2	32.700	64.100
				12	14	3	0	27.1	5.2	-0.9 → 31.400	
3.	STEELE	Lucy	 GBR, GBR	12	15	9	0	26.4	5.6	-0.3 → 31.700	63.800
				13	15	4	0	26.8	5.6	-0.3 → 32.100	
4.	LARIONOVA	Irina	 RUS, RUS	7	12	7	0	27.4	3.5	30.900	63.500
				9	9	0	0	28.2	4.4	32.600	
5.	BEZZUBOVA	Arina	 RUS, RUS	10	12	3	0	27.5	4.4	-0.9 → 31.000	61.000
				6	10	6	0	27.8	3.1	-0.9 → 30.000	
6.	HODGES	Charlotte	 CAN, ATT	7	9	9	0	27.5	2.4	-0.5 → 29.400	59.700
				6	8	3	0	28.3	2.2	-0.2 → 30.300	
7.	CATARINO	Mariana	 POR, APAGL	4	8	3	0	28.5	2.4	-0.9 → 30.000	58.900
				9	9	0	0	28.2	1.6	-0.9 → 28.900	
8.	OLIVEIRA	Ana	 POR, GSC	8	12	9	0	27.1	5.2	-0.9 → 31.400	54.000
				12			0	19.8	2.8	22.600	



Loulé Cup 2017 12th Loulé Cup
Double mini-trampoline — JUNIOR M — Final

				S1	S2	L	A	E	D	Total	Score
1.	FELIX	João	 POR, SAR	9 7	7 8	3 2	0 0	28.1 28.3	8.0 5.6	-0.9 → 35.200 -0.3 → 33.600	68.800
2.	MCLEOD	Fraser	 GBR, GBR	6 10	5 11	3 3	0 0	28.6 27.6	7.6 3.2	36.200 -0.3 → 30.500	66.700
3.	CAVACO	Daniel	 POR, APAGL	9 7	9 8	3 1	0 0	27.9 28.4	5.2 5.2	-0.9 → 32.200 -0.9 → 32.700	64.900
4.	MARQUES	Pedro	 POR, CRDBR	7 10	8 10	3 2	0 0	28.2 27.8	3.8 4.8	-0.9 → 31.100 32.600	63.700
5.	GIBNEY	Jamie	 GBR, GBR	11 6			0 0	19.9 27.9	3.6 7.4	23.500 35.300	58.800
6.	SANTOS	Lucas	 POR, AGS	7 12	9	5	0 0	27.9 19.8	7.0 3.6	-0.3 → 34.600 23.400	58.000
7.	DOMINGOS	Rui	 POR, VFC	11 9	11	3	0 0	27.5 20.1	5.6 2.4	-0.9 → 32.200 22.500	54.700
8.	SHEVELEV	Evgeny	 RUS, RUS				0			0	30.100
				6	3	3	0	28.8	1.3	30.100	



Loulé Cup 2017 12th Loulé Cup
Double mini-trampoline — SENIOR F — Final

				S1	S2	L	A	E	D	Total	Score
1.	BEATTIE	Kim	GBR, GBR	10	9	3	0	27.8	5.2	33.000	65.700
				9	13	3	0	27.5	5.2	32.700	
2.	O'BRIEN	Caitlin	GBR, GBR	12	15	3	0	27.0	5.2	-0.2 → 32.000	64.600
				9	12	3	0	27.6	5.2	-0.2 → 32.600	
3.	MARTINS	Inês	POR, POR	12			0	19.8	2.8	22.600	55.900
				11	15	9	0	26.5	6.8	33.300	
4.	WILLIAMSON	Bethany	GBR, GBR	12			0	19.8	2.4	22.200	55.400
				10	11	3	0	27.6	5.6	33.200	
5.	BRÁS	Mafalda	POR, POR	9			0	20.1	2.4	22.500	55.300
				9	9	2	0	28.0	4.8	32.800	
6.	CAMEIRA	Marta	POR, CRDBR	12			0	19.8	2.4	22.200	53.500
				12	15	9	0	26.4	5.2	-0.3 → 31.300	
7.	PENG	Beatriz	POR, POR	12	15	9	0	26.4	5.6	-0.3 → 31.700	51.200
				15			0	19.5		19.500	
8.	SOUSA	Sara	POR, POR	15	13	9	0	26.3	5.6	-1.2 → 30.700	30.700
							0			0	



Loulé Cup 2017 12th Loulé Cup
Double mini-trampoline — SENIOR M — Final

			S1	S2	L	A	E	D	Total	Score
1.	KRIVONOS Vitaly	 RUS, RUS	7 12	6 7	3 3	0 0	28.4 27.8	8.0 7.6	36.400 -1.2 → 34.200	70.600
2.	AFONSO Luís	 POR, POR	6 8	9 9	3 3	0 0	28.2 28.0	8.4 7.6	-0.9 → 35.700 -0.9 → 34.700	70.400
3.	CAEIRO João	 POR, POR	6 9	9 8	4 3	0 0	28.1 28.0	8.0 8.0	-0.9 → 35.200 -0.9 → 35.100	70.300
4.	ROMÃO Tiago	 POR, POR	7 6	9 6	5 6	0 0	27.9 28.2	5.6 7.6	33.500 -0.3 → 35.500	69.000
5.	IONIN Aleskei	 RUS, RUS	5 6	7 4	0 0	0 0	28.8 29.0	5.6 5.6	-0.9 → 33.500 34.600	68.100
6.	ERTMAN Brent	 CAN, PAAGC	13 8	13 11	5 3	0 0	26.9 27.8	5.2 5.3	-1.5 → 30.600 -0.9 → 32.200	62.800
7.	MERKEL Nick	 CAN, PGC	12 6	9 12	7 6	0 0	27.2 27.6	4.4 2.9	-1.2 → 30.400 30.500	60.900
8.	MCINTYRE Clay	 CAN, ONT	10 12	14	0 0	0 0	27.6 19.8	5.2 0.7	32.800 20.500	53.300





Loulé Cup 2017 12th Loulé Cup

Double mini-trampoline — 1.TEAM U13 13-14F — Team final

	Team Score				S1	S2	L	A	E	D	Total	Score
1.	92.700		GBR, GBR	GRAHAM Jessica	6	9	3	0	28.2	3.1	31.300	31.300
T5												
1.	92.700		GBR, GBR	FLETCHER Scarlett	10	9	3	0	27.8	4.4	-0.9 → 31.300	31.300
T5												
1.	92.700		GBR, GBR	WOODS Katie	3	11	7	0	27.9	3.1	-0.9 → 30.100	30.100
T5												
1.	92.700		GBR, GBR	OWEN Grace				0			0	0
T5												
2.	88.700		POR, GSC	PINTO Carolina	9	11	3	0	27.7	2.7	30.400	30.400
T4												
2.	88.700		POR, GSC	NORAS Beatriz	9	12	3	0	27.6	3.3	-0.9 → 30.000	30.000
T4												
2.	88.700		POR, ADL	LEMOS Margarida	9	9	9	0	27.3	1.6	-0.6 → 28.300	28.300
T4												
3.	88.300		POR, APAGL	CAVACO Maria	4	7	0	0	28.9	0.7	29.600	29.600
T1												
3.	88.300		POR, APAGL	FAZENDA Filipa	4	8	0	0	28.8	0.7	29.500	29.500
T1												
3.	88.300		POR, APAGL	LESYUK Polina	6	8	1	0	28.5	0.7	29.200	29.200
T1												
3.	88.300		POR, APAGL	ANDRÉ Bruna	11			0	19.9	0.7	20.600	20.600
T1												
4.	87.800		POR, CEDF	GUERREIRO Beatriz	6	9	0	0	28.5	1.6	30.100	30.100
T3												
4.	87.800		POR, CEDF	MATOS Ana	9	9	0	0	28.2	1.6	-0.9 → 28.900	28.900
T3												
4.	87.800		POR, CEDF	TEIXEIRA Sofia	7	8	0	0	28.5	1.2	-0.9 → 28.800	28.800
T3												
4.	87.800		POR, CEDF	ROSA Camila	10	11	9	0	27.0	1.3	-0.3 → 28.000	28.000
T3												
5.	87.200		POR, GSC	VALENTE Teresa	4	8	0	0	28.8	0.7	29.500	29.500
T2												
5.	87.200		POR, GSC	ELENA Anna	9	9	0	0	28.2	1.2	29.400	29.400
T2												
5.	87.200		POR, GSC	HEITOR Rita	9	12	3	0	27.6	0.7	28.300	28.300
T2												

13/10/2017

Team final — Double mini-trampoline, 1.TEAM U13 13-14F — Team results

© 2013–2017  Sporttech Ltd.

[Contact us](#)



Loulé Cup 2017 12th Loulé Cup

Double mini-trampoline — 12.TEAM U13 13-14 M — Team final

	Team Score				S1	S2	L	A	E	D	Total	Score
1. T5	93.600	POR, LGC	MARIANITO	Miguel	3	6	0	0	29.1	2.7	31.800	31.800
1. T5	93.600	POR, GCM	PINTO	Tomás	4	9	0	0	28.7	3.3	-0.9 → 31.100	31.100
1. T5	93.600	POR, GCM	CATARINO	Bruno	12	11	7	0	27.0	3.7	30.700	30.700
2. T1	92.700	GBR, GBR	AIKEREMIOKHA	Omo	12	12	6	0	27.0	5.2	-0.9 → 31.300	31.300
2. T1	92.700	GBR, GBR	FROST	Marshall	9	11	3	0	27.7	3.4	31.100	31.100
2. T1	92.700	GBR, GBR	ROBINSON	Samuel	9	12	2	0	27.7	3.5	-0.9 → 30.300	30.300
2. T1	92.700	GBR, GBR	GOSLING	Lewis							—	0
3. T3	91.000	POR, CRDBR	ALBUQUERQUE	Gabriel	6	10	5	0	27.9	3.4	31.300	31.300
3. T3	91.000	POR, GSC	FLORÊNCIO	José	5	11	6	0	27.8	2.4	30.200	30.200
3. T3	91.000	POR, CRDBR	RODRIGUES	Pedro	6	10	1	0	28.3	1.2	29.500	29.500
3. T3	91.000	POR, CRDBR	ROCHA	Lourenço	9			0	20.1		20.100	20.100
4. T4	90.100	POR, CPSBM	LABIZA	Francisco	3	9	3	0	28.5	2.8	-0.3 → 31.000	31.000
4. T4	90.100	POR, APAGL	MORAR	Alex	8	9	3	0	28.0	2.9	-0.3 → 30.600	30.600
4. T4	90.100	POR, CPSBM	MOTA	João	4	9	9	0	27.8	0.7	28.500	28.500
4. T4	90.100	POR, CPSBM	MOTEIRO	Pedro	15	15	6	0	26.4	2.9	-0.9 → 28.400	28.400
5. T2	89.000	POR, CEDF	DIAS	André	7	9	6	0	27.8	2.6	30.400	30.400
5. T2	89.000	POR, CEDF	PIRES	Alexandre	7	6	0	0	28.7	1.2	29.900	29.900
5. T2	89.000	POR, CEDF	VENTURA	Guilherme	9	9	7	0	27.5	1.2	28.700	28.700

13/10/2017

Team final — Double mini-trampoline, 12.TEAM U13 13-14 M — Team results

© 2013–2017



[Contact us](#)



Loulé Cup 2017 12th Loulé Cup

Double mini-trampoline — 123.TEAM OPEN F — Team final

	Team Score				S1	S2	L	A	E	D	Total	Score
1. T5	99.800		POR, POR	MARTINS Inês	12	13	4	0	27.1	6.8	33.900	33.900
1. T5	99.800		POR, POR	BRÁS Mafalda	7	12	5	0	27.6	6.0	-0.3 → 33.300	33.300
1. T5	99.800		POR, GSC	PENG Beatriz	10	13	3	0	27.4	5.2	32.600	32.600
1. T5	99.800		POR, POR	SOUSA Sara	12	12	4	0	27.2	4.4	-0.9 → 30.700	30.700
2. T3	97.900		POR, GCM	GAGO Diana	8	9	1	0	28.2	6.8	35.000	35.000
2. T3	97.900		POR, CRDBR	CAMEIRA Marta	12	9	3	0	27.6	4.4	32.000	32.000
2. T3	97.900		POR, GSC	OLIVEIRA Ana	9	13	4	0	27.4	4.4	-0.9 → 30.900	30.900
2. T3	97.900		POR, APAGL	BRÁS Joana	9			0	20.1	2.4	22.500	22.500
3. T2	94.000		POR, GSC	GUIDO Sara	11	11	3	0	27.5	5.2	-0.9 → 31.800	31.800
3. T2	94.000		POR, CRDBR	COELHO Sofia	6	8	3	0	28.3	3.4	31.700	31.700
3. T2	94.000		POR, APAGL	CATARINO Mariana	7	10	6	0	27.7	3.1	-0.3 → 30.500	30.500
4. T4	90.400		GBR, GBR	WILLIAMSON Bethany	8	5	0	0	28.7	5.6	34.300	34.300
4. T4	90.400		GBR, GBR	BEATTIE Kim	6	12	3	0	27.9	5.6	33.500	33.500
4. T4	90.400		GBR, GBR	DONLEVY Ciara	12			0	19.8	2.8	22.600	22.600
5. T1	84.400		RUS, RUS	BEZZUBOVA Arina	6	7	0	0	28.7	3.3	32.000	32.000
5. T1	84.400		RUS, RUS	AFONINA Karina	6	8	2	0	28.4	2.9	31.300	31.300
5. T1	84.400		RUS, RUS	LARIONOVA Irina	6			0	20.4	0.7	21.100	21.100



Loulé Cup 2017 12th Loulé Cup

Double mini-trampoline — 1234.TEAM OPEN M — Team final











	Team Score				S1	S2	L	A	E	D	Total	Score
1. T5	109.600	POR, POR	CAEIRO	João	6	8	0	0	28.6	8.0	36.600	36.600
1. T5	109.600	POR, POR	ROMÃO	Tiago	6	6	3	0	28.5	8.0	36.500	36.500
1. T5	109.600	POR, POR	AFONSO	Luís	5	7	3	0	28.5	8.0	36.500	36.500
1. T5	109.600	POR, POR	NUNES	André	3	3	0	0	29.4	1.3	30.700	30.700
2. T1	105.500	GBR, GBR	DEVINE	Ryan	6	9	3	0	28.2	8.4	-0.3 → 36.300	36.300
2. T1	105.500	GBR, GBR	MCLEOD	Fraser	12	12	0	0	27.6	7.7	35.300	35.300
2. T1	105.500	GBR, GBR	GIBNEY	Jamie	11	10	0	0	27.9	6.0	33.900	33.900
2. T1	105.500	GBR, GBR	NODEN	Reece	9			0	20.1	4.0	24.100	24.100
3. T4	101.800	RUS, RUS	KRIVONOS	Vitaly	3	9	9	0	27.9	8.0	-0.3 → 35.600	35.600
3. T4	101.800	RUS, RUS	IONIN	Aleskei	4	5	0	0	29.1	5.6	34.700	34.700
3. T4	101.800	RUS, RUS	SHEVELEV	Evgeny	9	10	9	0	27.2	5.2	-0.9 → 31.500	31.500
3. T4	101.800	RUS, RUS	GLUSHENKO	Egor	6			0	20.4	2.8	23.200	23.200
4. T3	95.800	CAN, OGC	TOWERS	Travis	9	12	3	0	27.6	6.0	-0.2 → 33.400	33.400
4. T3	95.800	SWE, GCKF	RITARI	Jacob	12	12	4	0	27.2	4.4	31.600	31.600
4. T3	95.800	SWE, GCKF	PETTERSSON	Herman	6	12	15	0	26.7	4.1	30.800	30.800
4. T3	95.800	POR, SAR	FELIX	João	11			0	19.9	2.8	22.700	22.700
5. T2	95.300	CAN, ONT	MCINTYRE	Clay	11	9	0	0	28.0	6.4	-0.2 → 34.200	34.200
5. T2	95.300	CAN, ONT	MANCINI	Michael	12	12	6	0	27.0	6.0	-1.1 → 31.900	31.900
5. T2	95.300	CAN, ONT	BONGELLI	Cale	11	15	6	0	26.8	3.5	-1.1 → 29.200	29.200



TUM Preliminaries



Loulé Cup 2017 12th Loulé Cup
Tumbling – U13 F – Qualification

			S1	S2	S3	S4	S5	S6	S7	S8	L	A	E	D	Total	Score	
1.	ELLIOTT	Georgina	 GBR, GBR	2 3	4 4	3 4	3 3	3 3	3 3	10 9	3 3	0 0	26.6 26.5	3.2 3.4	29.800 29.900	59.700	
2.	SUTHERLAND	Hope	 GBR, GBR	2 3	5 4	4 3	3 3	3 3	5 4	3 3	9 3	4 0	26.2 26.5	3.4 3.2	29.600 29.700	59.300	
3.	HUTTON	Scarlett	 GBR, GBR	2 2	3 3	3 3	3 4	4 3	3 3	9 10	9 30	0 0	26.1 23.9	3.4 3.2	-0.3 → 29.200 -0.3 → 26.800	56.000	
4.	GRÁCIO	Inês	 POR, VFC	4 4	8 5	7 6	7 7	8 5	9 7	7 7	10 9	7 4	0 0	23.3 24.6	1.8 1.5	25.100 26.100	51.200
5.	PATERA	Margarita	 GRE, AP	3 4	6 6	7 7	8 9	7 8	7 9	8 8	9 9	4 0	0 0	24.1 24.0	1.5 1.3	25.600 25.300	50.900
6.	NOGUEIRA	Lara	 POR, AACo	4 6	7 6	7 7	6 9	7 8	7 8	7 7	10 13	5 9	0 0	24.0 22.7	1.9 2.1	25.900 24.800	50.700
7.	LOPES	Maria	 POR, VFC	4 3	6 7	6 7	6 7	6 6	6 6	11 11	8 9	0 0	24.1 23.8	1.2 1.3	25.300 25.100	50.400	
8.	SEQUEIRA	Mariana	 POR, CPSBM	3 6	6 7	8 9	7 8	9 8	9 9	9 9	12 12	7 3	0 0	23.0 22.9	1.2 1.3	24.200 -0.6 → 23.600	47.800
9.	COELHO	Raquel	 POR, CPSBM	6 6	6 6	8 6	8 8	8 8	6 8	6 9		0 3	0 0	22.2 23.5	0.7 1.2	22.900 24.700	47.600
10.	BRÁS	Maria	 POR, CPSBM	4 6	6 7	8 7	8 8	8 8	8 9	9 10	12 11	8 9	0 0	22.9 22.5	1.2 1.3	24.100 -0.6 → 23.200	47.300















Loulé Cup 2017 12th Loulé Cup
Tumbling — U13 M — Qualification

			S1	S2	S3	S4	S5	S6	S7	S8	L	A	E	D	Total	Score
1.	DURIEZ Axel		2	3	3	3	3	2	3	8	3	0	27.0	3.4	30.400	60.100
		FRA, FRA	3	4	3	3	3	4	3	8	4	0	26.5	3.2	29.700	
2.	BOJANG Malaki		3	3	3	3	4	3	4	8	4	0	26.5	3.7	30.200	59.700
		GBR, GBR	3	5	6	3	3	3	3	9	5	0	26.0	3.5	29.500	
3.	MISSEN Robert		3	3	5	6	6	3	4	9	3	0	25.8	3.5	29.300	54.300
		GBR, GBR	4	6	4	4	4	5	6		0	0	23.7	1.3	25.000	
4.	LABIZA Francisco		4	6	6	8	6	7	8	9	3	0	24.3	1.9	26.200	52.200
		POR, CPSBM	4	6	6	7	7	9	9	10	4	0	23.8	2.2	26.000	
5.	SOARES Gustavo		6	6	6	8	9	8	8	9	4	0	23.6	1.4	25.000	50.200
		POR, VFC	6	6	7	9	8	7	7	10	5	0	23.5	1.7	25.200	
6.	BÁ Ryan		4	6	8	8	7	7	9	11	7	0	23.3	1.7	-0.6	47.900
		POR, CCRAM	3	6	5	7	7	7	8		0	0	22.7	0.8	→ 24.400 23.500	










Loulé Cup 2017 12th Loulé Cup
Tumbling – 13-14 F – Qualification

			S1	S2	S3	S4	S5	S6	S7	S8	L	A	E	D	Total	Score	
1.	TUMOINE	Lucie	 FRA, FRA	2 3	3 3	3 3	3 3	4 3	3 3	4 3	10 9	4 3	0 0	26.4 26.7	3.8 3.4	30.200 30.100	60.300
2.	BRIERE VETILLARD	Candy	 FRA, FRA	2 3	3 5	5 7	3 7	4 6	3 6	3 4	6 9	3 3	0 0	26.8 25.0	3.6 4.8	30.400 29.800	60.200
3.	EFREMOGLOU	Alexandra	 GRE, AP	3 2	6 3	8 3	5 3	6 3	4 3	3 3	9 10	4 6	0 0	25.2 26.4	4.9 3.7	30.100 30.100	60.200
4.	GARDINER	Maddie	 GBR, GBR	3 3	6 6	6 5	4 4	4 4	3 3	4 3	6 6	3 4	0 0	26.1 26.2	3.7 3.6	29.800 29.800	59.600
5.	FORBES	Georgia	 GBR, GBR	3 2	3 4	4 5	3 3	3 4	3 3	4 4	9 10	9 4	0 0	25.9 26.1	3.6 3.8	29.500 -0.3 → 29.600	59.100
6.	SULLIVAN	Lucy	 GBR, GBR	3 3	3 4	4 5	4 5	3 5	5 6	5 5	9 9	9 3	0 0	25.5 25.5	3.4 3.2	-0.3 → 28.600 28.700	57.300
7.	OVERAL	Lydia	 GBR, GBR	3 5	6 6	3 5	3 5	3 5	4 4	4 6	7 0	3 0	0 0	26.4 23.4	3.6 1.3	-0.3 → 29.700 24.700	54.400
8.	PINTO	Francisca	 POR, AACo	3 3	5 6	5 5	3 5	4 6	6 6	6 6	11 9	30 3	0 0	22.7 25.1	3.2 2.5	25.900 27.600	53.500
9.	VAN REGERNMORTEL	Louise	 BEL, KTA	3 3	6 5	5 6	4 5	5 6	5 6	5 5	12 11	30 30	0 0	22.5 22.3	3.4 3.2	-0.3 → 25.600 25.500	51.100
10.	CHALARI	Artemis	 GRE, AP	3 3	7 7	8 8	8 9	9 9	8 8	9 8	9 12	6 3	0 0	23.3 23.3	2.2 1.8	25.500 25.100	50.600
11.	ANDREOU	Alexia	 GRE, AP	5 5	7 7	9 9	9 9	8 8	8 9	9 7	9 11	5 3	0 0	23.1 23.2	1.4 1.8	24.500 25.000	49.500
12.	PLATANOPOULOU	Anastasia	 GRE, AP													- -	0



Loulé Cup 2017 12th Loulé Cup
Tumbling – 13-14 M – Qualification

				S1	S2	S3	S4	S5	S6	S7	S8	L	A	E	D	Total	Score
1.	COWEN	William	 GBR, GBR	2 2	5 3	3 0	3 0	3 1	2 2	3 3	6 6	3 3	0 0	27.0 28.0	4.7 4.7	-0.3 →	64.100
																31.400 32.700	
2.	ADUHEHE	Izaiah	 GBR, GBR	4 3	7 6	9 5	6 4	5 3	5 3	6 3	11 10	15 3	0 0	23.2 26.0	5.7 5.1	-0.3 →	59.700
																28.600 31.100	
3.	UKAKOV	Chris	 CAN, ONT	5 5	9 6	8 9	7 8	6 6	6 6	6 6	11 10	3 3	0 0	23.9 24.1	4.1 3.9	28.000 28.000	56.000
4.	ZUREK	Nolan	 CAN, PGC	3 8	9 7	9 8	9 7	8 7	7 6	7 8	7 9	3 6	0 0	23.8 23.4	3.2 3.3	27.000 -0.6 →	53.100
																26.100	
5.	ANTÓNIO	Miguel	 POR, ADL	2 4	6 6	6 6	8 7	8 6	7 8	7 7	9 10	6 4	0 0	24.1 24.2	2.3 1.9	26.400 26.100	52.500
6.	RABIE	Zayden	 CAN, ATT	5 4	6 6	8 6	8 6	7 6	7 7	7 8	11 11	6 6	0 0	23.5 24.0	2.8 1.7	-0.6 →	50.800
																25.700 -0.6 →	
																25.100	
7.	VAZ	Francisco	 POR, VFC	5 6	7 6	8 7	9 9	9 8	9 8	9 7	9 9	3 3	0 0	23.2 23.7	1.3 1.4	24.500 25.100	49.600



Loulé Cup 2017 12th Loulé Cup
Tumbling – JUNIOR F – Qualification

			S1	S2	S3	S4	S5	S6	S7	S8	L	A	E	D	Total	Score	
1.	SERVINI	Saskia	 GBR, GBR	3 3	3 3	2 3	3 2	3 1	0 1	2 2	8 6	7 3	0 0	26.9 27.6	4.0 3.6	30.900 31.200	62.100
2.	CAMPBELL	Amy	 GBR, GBR	2 1	3 3	3 1	3 0	4 2	3 3	3 3	11 6	3 5	0 0	26.5 27.6	4.1 3.7	-0.3 → 30.300 31.300	61.600
3.	UGRYOMOVA	Diana	 KAZ, KAZ	3 3	3 3	3 3	3 1	3 3	3 3	3 7	6 8	0 0	26.4 26.6	3.3 3.5	29.700 → 29.500	59.200	
4.	HUCHET	Doryane	 FRA, FRA	3 3	6 7	6 7	6 7	4 6	3 6	3 6	10 12	6 6	0 0	25.3 24.0	3.4 3.9	28.700 27.900	56.600
5.	MALLET	Sophie	 FRA, FRA	2 2	3 1	3 4	3 5	3 3	2 1	1 0	9 11	30 30	0 0	24.4 24.3	3.5 4.0	-0.3 → 27.600 -0.3 → 28.000	55.600
6.	PEREIRA	Matilde	 POR, ADL	6 5	6 7	7 7	7 7	6 7	6 8	5 6	9 11	5 8	0 0	24.3 23.4	3.2 3.4	-0.3 → 27.200 -0.3 → 26.500	53.700
7.	BRIERE VETILLARD	Léa	 FRA, AS	4 6	6 8	6 7	5 6	6 6	5 6	4 4	15 11	30 3	0 0	21.9 24.3	3.4 3.9	25.300 28.200	53.500
8.	CARVALHO	Filipa	 POR, VFC	4 6	6 6	4 6	6 6	6 6	4 5	12 10	5 9	0 0	24.7 24.1	2.1 1.7	26.800 25.800	52.600	
9.	MENDES	Margarida	 POR, VFC	6 6	7 7	7 7	8 7	7 8	6 8	6 7	7 10	8 5	0 0	23.8 23.5	1.4 1.7	25.200 25.200	50.400
10.	SILVA	Mariana	 POR, CCRAM	6 4	7 6	8 7	8 8	9 8	10 9	11 9	10 14	1 3	0 0	23.0 23.2	1.9 2.2	24.900 25.400	50.300
11.	MATCHIM	Katelyn	 CAN, ATT	3 4	10 7	8 7	9 5	9 6	9 6	9 6	11 0	5 0	0 0	22.7 22.9	2.8 1.2	-0.6 → 24.900 24.100	49.000









14/10/2017

Qualification — Tumbling, JUNIOR F — Results

			S1	S2	S3	S4	S5	S6	S7	S8	L	A	E	D	Total	Score
12.	SAKELLARIADI Agapi		6	6	8	10	10	9	9	12	9	0	22.1	2.0	-0.3	47.900
		GRE,	6	6	6	7	8	10	12	15	7	0	22.3	1.8	→	
		AP													23.800	
															24.100	
13.	MARIA MILIONI		6	7	8	8	9	9	10	12	4	0	22.7	1.8	24.500	47.900
		GRE,	8	7	9	9	9	9	10	15	9	0	21.5	1.9	23.400	
		AP														
14.	HODGES		5	6	7	6	9	11	9	14	8	0	22.5	2.1	-0.6	44.700
		CAN,	5	8	10	12	15	15	14	15	15	0	19.1	2.2	→	
		ATT													24.000	
															-0.6	
															→	
															20.700	









Loulé Cup 2017 12th Loulé Cup
Tumbling – JUNIOR M – Qualification

			S1	S2	S3	S4	S5	S6	S7	S8	L	A	E	D	Total	Score	
1.	VILELA	Diogo		1	3	3	5	3	2	2	6	3	0	27.2	6.2	33.400	66.300
		POR, GMNA	1	3	4	3	3	2	2	6	6	0	27.0	6.2	-0.3		
															→	32.900	
2.	RICHARDSON	David		3	3	6	6	4	3	2	9	6	0	25.8	5.9	31.700	63.700
		GBR, GBR	3	4	7	6	4	3	2	9	3	0	25.9	6.1	32.000		
3.	BARAKOV- TRANKOV	Radostin		3	2	6	7	6	4	3	7	0	0	26.2	6.1	32.300	63.400
		GBR, GBR	3	3	8	6	4	5	4	8	6	0	25.3	5.8	31.100		
4.	CLAUSIER	Loris		3	3	5	4	4	3	3	7	6	0	26.2	3.6	29.800	59.400
		FRA, FRA	4	4	5	5	5	5	3	9	8	0	25.2	4.4	29.600		
5.	PANAGIOTO	Vasilis		5	5	6	5	5	4	6	11	5	0	24.8	4.5	29.300	58.400
		GRE, AP	4	6	10	6	7	7	6	12	6	0	23.6	5.5	29.100		
6.	FERNANDES	Paulo		3	4	3	6	3	4	3	12	9	0	25.3	3.8	29.100	58.100
		POR, ADL	3	5	4	4	5	3	3	12	7	0	25.4	3.6	29.000		
7.	FARIA	Miguel		3	3	6	5	13	12	11	11	9	0	22.7	5.4	28.100	57.900
		POR, ACC	3	3	9	6	5	6	4	9	8	0	24.7	5.1	29.800		
8.	NASCIMENTO	Henrique		5	6	6	6	6	6	4	11	6	0	24.4	3.2	27.600	55.800
		POR, ACC	5	5	6	6	5	5	5	9	8	0	24.6	3.6	28.200		
9.	HOUBRECHTS	Noah		6	5	6	6	8	14	13		0	0	21.2	3.8	25.000	55.100
		BEL, AA	6	5	5	4	4	5	4	9	3	0	25.5	4.9	-0.3		
															→	30.100	



Loulé Cup 2017 12th Loulé Cup
Tumbling – SENIOR F – Qualification

			S1	S2	S3	S4	S5	S6	S7	S8	L	A	E	D	Total	Score	
1.	HEAD	Eleanor	 GBR, GBR	3 4	3 3	3 3	8 2	6 2	9 1	11 3	14 6	9 6	0 0	23.4 27.0	3.4 4.0	-0.6 → 26.200 31.000	57.200
2.	LEANDRO	Marta	 POR, GCL	3 3	3 5	4 6	3 4	4 4	4 3	3 3	12 8	30 7	0 0	23.4 25.7	3.3 3.1	26.700 -0.3 → 28.500	55.200
3.	YOUNG	Allison	 CAN, PGC	3 3	3 4	4 5	5 6	3 6	3 5	5 3	9 7	8 9	0 0	25.7 25.2	1.7 2.0	27.400 27.200	54.600
4.	VITEYCHUK	Kaitlyn	 CAN, PGC	3 3	3 6	3 7	3 6	3 8	4 7	3 6	12 7	30 2	0 0	23.6 24.8	3.2 2.8	-0.3 → 26.500 27.600	54.100
5.	PORFÍRIO	Carolina	 POR, VFC	3 4	5 3	5 6	4 4	3 3	5 3	4 3	12 6	30 6	0 0	22.9 26.2	3.2 1.8	-0.3 → 25.800 28.000	53.800
6.	LOPES	Catarina	 POR, VFC	6 3	6 6	6 5	5 4	6 6	6 4	6 4	7 8	6 4	0 0	24.6 25.6	1.7 1.8	26.300 -0.6 → 26.800	53.100



Loulé Cup 2017 12th Loulé Cup
Tumbling – SENIOR M – Qualification

			S1	S2	S3	S4	S5	S6	S7	S8	L	A	E	D	Total	Score
1.	HUNTER Joshua	GBR, GBR	2 1	2 2	6 6	10 6	6 6	3 3	3 3	6 9	3 3	0 0	25.9 26.1	6.1 6.3	32.000 32.400	64.400
2.	GOODALL Benjamin	GBR, GBR	2 2	2 1	3 4	1 7	0 9	3 8	1 12	8 14	3 9	0 0	27.7 23.4	6.0 4.2	33.700 27.600	61.300
3.	BARON Raphael	FRA, REN	3 3	4 4	7 8	10 6	6 5	6 3	5 2	9 9	3 6	0 0	24.7 25.4	5.5 4.7	30.200 30.100	60.300
4.	ERTMAN Brent	CAN, PAAGC	0 3	3 4	5 7	5 7	5 6	5 5	5 6	9 9	3 5	0 0	26.0 24.8	3.4 3.2	-0.3 → 29.100 28.000	57.100
5.	MERKEL Nick	CAN, PGC	3 3	4 6	6 8	6 6	6 6	7 5	6 5	11 8	6 9	0 0	24.5 24.4	3.2 2.8	27.700 27.200	54.900



TUM Teams

U13_13-14M TU

GBR	Georgina Elliot	59,7		
GBR	Hope Sutherland	59,3	178,6	1
GBR	Maddie Gardiner	59,6		
AP	Alexandra Efremoglou	60,2		
AP	Margarita Patera	50,9	161,7	2
AP	Artemis Chalari	50,6		
CPSBM	Mariana Sequeira	47,8		
CPSBM	Raquel Coelho	47,6	142,7	3
CPSBM	Maria Brás	47,3		

U13_13-14M TU

GBR	William Cowen	64,1		
GBR	Izaiah Aduhene	59,7	183,5	1
GBR	Malaki Bojang	59,7		

JUN_SEN_F TU

GBR	Saskia Servi	62,1		
GBR	Amy Campbell	61,6	180,9	1
GBR	Eleanor Head	57,2		
VFC	Filipa Carvalho	52,6		
VFC	Carolina Porfírio	53,8	159,5	2
VFC	Catarina Lopes	53,1		

JUN_SEN_F TU









GBR	David Richardson	63,7		
GBR	Radostin Barakov-Trankov	63,4	191,5	1
GBR	Joshua Hunter	64,4		



TUM Finals






Loulé Cup 2017 12th Loulé Cup
Tumbling — U13 F — Final

			S1	S2	S3	S4	S5	S6	S7	S8	L	A	E	D	Total	Score	
1.	ELLIOTT	Georgina	 GBR, GBR	3	3	0	1	2	1	2	8	3	0	27.7	3.4	31.100	31.100
																—	
2.	SUTHERLAND	Hope	 GBR, GBR	3	3	2	3	3	2	2	9	3	0	27.0	3.8	30.800	30.800
																—	
3.	HUTTON	Scarlett	 GBR, GBR	3	2	2	3	3	2	2	8	4	0	27.1	3.2	30.300	30.300
																—	
4.	NOGUEIRA	Lara	 POR, AACo	4	7	7	8	6	6	6	11	4	0	24.1	1.9	26.000	26.000
																—	
5.	LOPES	Maria	 POR, VFC	6	6	7	7	8	8	9	12	9	0	22.8	1.2	−0.3	23.700
																→ 23.700	
																—	
6.	SEQUEIRA	Mariana	 POR, CPSBM	3	7	9	9	10	10	10	12	6	0	22.4	1.2	23.600	23.600
																—	
7.	GRÁCIO	Inês	 POR, VFC	5	7	7	7	10	12	11	14	6	0	22.1	1.8	−0.6	23.300
																→ 23.300	
																—	
8.	PATERA	Margarita	 GRE, AP	6	7	7	9	10				0	0	17.1	0.6	17.700	17.700
																—	











Loulé Cup 2017 12th Loulé Cup
Tumbling — U13 M — Final

			S1	S2	S3	S4	S5	S6	S7	S8	L	A	E	D	Total	Score
1.	DURIEZ Axel	 FRA, FRA	2	3	3	1	1	0	2	6	3	0	27.9	3.6	31.500	31.500
2.	BOJANG Malaki	 GBR, GBR	4	4	4	3	3	2	1	6	3	0	27.0	3.7	30.700	30.700
3.	MISSEN Robert	 GBR, GBR	3	3	4	5	4	4	3	9	5	0	26.0	3.5	29.500	29.500
4.	LABIZA Francisco	 POR, CPSBM	3	6	7	6	6	8	9	10	3	0	24.2	1.9	26.100	26.100
5.	SOARES Gustavo	 POR, VFC	6	7	6	9	9	8	8	11	4	0	23.2	1.7	24.900	24.900
6.	BÁ Ryan	 POR, CCRAM	5	7	8	8	9	10	10	15	5	0	22.3	1.7	-0.6	23.400
															→	23.400
																—










Loulé Cup 2017 12th Loulé Cup
Tumbling – 13-14 F – Final

			S1	S2	S3	S4	S5	S6	S7	S8	L	A	E	D	Total	Score	
1.	TUMOINE	Lucie		3	3	3	3	1	1	2	9	3	0	27.2	3.8	31.000	31.000
		FRA, FRA														—	
2.	FORBES	Georgia		3	3	3	3	1	2	2	7	3	0	27.3	3.6	30.900	30.900
		GBR, GBR														—	
3.	GARDINER	Maddie		3	4	3	3	4	3	3	9	6	0	26.2	3.7	29.900	29.900
		GBR, GBR														—	
4.	OVERAL	Lydia		3	5	4	4	5	5	4	8	3	0	25.9	3.6	29.500	29.500
		GBR, GBR														—	
5.	EFREMOGLOU Alexandra		3	7	6	6	4	3	3	11	7	0	25.0	4.4	29.400	29.400	
		GRE, AP														—	
6.	SULLIVAN	Lucy		3	3	4	5	4	5	4	9	4	0	25.9	3.2	29.100	29.100
		GBR, GBR														—	
7.	BRIERE VETILLARD	Candy		3	4	8	9	6	5	4	10	9	0	24.2	5.2	−0.3	29.100
		FRA, FRA														→ 29.100	
																—	
8.	PINTO	Francisca		3	5	6	6	6	5	5	11	7	0	24.6	3.2	27.800	27.800
		POR, AACo														—	











Loulé Cup 2017 12th Loulé Cup
Tumbling – 13-14 M – Final

				S1	S2	S3	S4	S5	S6	S7	S8	L	A	E	D	Total	Score
1.	COWEN	William	 GBR, GBR	2	6	5	3	1	0	0	7	3	0	27.3	5.4	32.700	32.700
																—	
2.	ADUHEHE	Izaiah	 GBR, GBR	2	3	10	10	9	7	6	9	3	0	24.1	5.3	29.400	29.400
																—	
3.	ZUREK	Nolan	 CAN, PGC	6	10	7	6	7	7	6	7	0	0	24.4	3.3	27.700	27.700
																—	
4.	UKAKOV	Chris	 CAN, ONT	7	9	7	6	7	7	6	10	6	0	23.5	4.1	27.600	27.600
																—	
5.	RABIE	Zayden	 CAN, ATT	4	6	9	8	7	8	7	8	3	0	24.0	2.8	26.800	26.800
																—	
6.	ANTÓNIO	Miguel	 POR, ADL	4	6	6	6	9	8	8	12	9	0	23.2	2.3	25.500	25.500
																—	
7.	VAZ	Francisco	 POR, VFC	7	8	9	9	9	9	8		0	0	21.1	0.8	21.900	21.900
																—	











Loulé Cup 2017 12th Loulé Cup
Tumbling – JUNIOR F – Final

				S1	S2	S3	S4	S5	S6	S7	S8	L	A	E	D	Total	Score
1.	SERVINI	Saskia	 GBR, GBR	3 3	3 3	3 3	2 1	0 1	0 2	0 2	7 6	3 3	0 0	27.9 27.6	4.8 4.0	32.700 31.600	64.300
2.	CAMPBELL	Amy	 GBR, GBR	2 3	3 3	2 3	0 2	0 0	0 0	0 2	6 6	3 3	0 0	28.4 27.8	4.1 3.7	−0.3 → 32.200 31.500	63.700
3.	UGRYOMOVA	Diana	 KAZ, KAZ	2 3	3 3	3 3	3 3	2 2	3 1	2 1	9 8	9 3	0 0	26.4 27.3	3.5 3.3	29.900 30.600	60.500
4.	MALLET	Sophie	 FRA, FRA	2 1	3 3	2 5	2 5	5 4	6 3	8 1	9 9	4 3	0 0	25.9 26.6	1.9 4.0	27.800 30.600	58.400
5.	HUCHET	Doryane	 FRA, FRA	3 3	6 3	6 6	6 6	5 5	3 6	3 3	11 8	7 3	0 0	25.0 25.7	3.9 2.5	28.900 28.200	57.100
6.	PEREIRA	Matilde	 POR, ADL	3 3	5 6	5 6	5 6	5 6	5 6	3 5	9 9	6 3	0 0	25.4 25.0	3.4 3.2	28.800 28.200	57.000
7.	BRIERE VETILLARD	Léa	 FRA, AS	2 3	3 6	4 5	5 6	5 4	3 3	3 3	12 0	8 0	0 0	25.5 24.0	3.4 1.9	28.900 25.900	54.800
8.	CARVALHO	Filipa	 POR, VFC	3 3	5 6	5 6	6 6	4 6	5 6	5 5	9 11	3 3	0 0	25.5 24.8	1.7 2.1	27.200 26.900	54.100









Loulé Cup 2017 12th Loulé Cup
Tumbling – JUNIOR M – Final

			S1	S2	S3	S4	S5	S6	S7	S8	L	A	E	D	Total	Score	
1.	VILELA	Diogo	 POR, GMNA	2 2	2 1	4 4	3 3	2 3	0 1	0 1	6 6	3 6	0 0	27.8 27.3	6.2 6.2	34.000 33.500	67.500
2.	CLAUSIER	Loris	 FRA, FRA	3 2	4 3	3 9	3 6	3 4	3 3	3 3	7 12	3 4	0 0	26.8 25.4	4.8 6.1	31.600 31.500	63.100
3.	PANAGIOTO	Vasilis	 GRE, AP	5 3	6 4	4 9	3 6	4 6	3 6	3 5	11 11	6 3	0 0	25.5 24.7	4.9 6.3	-0.3 → 30.100 31.000	61.100
4.	RICHARDSON	David	 GBR, GBR	3 3	3 3	6 7	6 7	4 6	4 6	3 6	9 13	0 3	0 0	26.2 24.6	5.9 4.2	32.100 28.800	60.900
5.	FERNANDES	Paulo	 POR, ADL	3 3	3 3	6 3	6 3	5 3	4 3	3 1	12 12	3 4	0 0	25.5 26.5	4.3 3.8	29.800 30.300	60.100
6.	FARIA	Miguel	 POR, ACC	2 3	2 3	6 6	9 6	8 6	6 6	6 5	11 10	5 3	0 0	24.5 25.2	5.4 5.1	29.900 -0.3 → 30.000	59.900
7.	BARAKOV- TRANKOV	Radostin	 GBR, GBR	3 3	3 3	7 10	5 6	4 6	2 4	3 3	 14	0 4	0 0	24.3 24.7	3.3 7.3	27.600 32.000	59.600
8.	NASCIMENTO	Henrique	 POR, ACC	3 4	5 5	6 6	6 6	6 6	6 6	8 	 	0 0	0 0	23.0 20.7	1.3 1.1	24.300 21.800	46.100



Loulé Cup 2017 12th Loulé Cup
Tumbling – SENIOR F – Final

				S1	S2	S3	S4	S5	S6	S7	S8	L	A	E	D	Total	Score
1.	HEAD	Eleanor	 GBR, GBR	3 3	3 2	1 1	9 0	6 0	6 0	3 1		0 8	0 0	23.9 27.9	2.9 4.0	26.800 31.900	58.700
2.	LEANDRO	Marta	 POR, GCL	3 2	3 3	3 3	4 3	5 4	6 3	3 2	12 12	6 5	0 0	25.5 26.3	3.3 3.1	28.800 29.400	58.200
3.	PORFÍRIO	Carolina	 POR, VFC	3 2	3 3	3 3	3 4	3 4	3 3	2 3	10 6	9 3	0 0	26.1 27.0	3.2 1.8	29.300 28.800	58.100
4.	VITEYCHUK	Kaitlyn	 CAN, PGC	3 3	3 3	4 6	3 6	3 6	3 5	3 6	12 9	8 6	0 0	25.8 25.0	3.2 2.8	29.000 27.800	56.800
5.	LOPES	Catarina	 POR, VFC	3 3	5 5	6 3	6 4	5 3	3 3	3 2	8 6	6 2	0 0	25.5 26.9	1.7 1.8	27.200 28.700	55.900
6.	YOUNG	Allison	 CAN, PGC	3 2	4 4	5 6	6 6	6 6	6 6	3 6		0 4	0 0	23.7 25.1	1.2 2.0	24.900 27.100	52.000



Loulé Cup 2017 12th Loulé Cup
Tumbling – SENIOR M – Final

			S1	S2	S3	S4	S5	S6	S7	S8	L	A	E	D	Total	Score
1.	GOODALL Benjamin	GBR, GBR	3 3	2 3	3 3	3 0	3 0	0 1	1 0	10 7	3 6	0 0	27.2 27.7	6.5 6.0	33.700 33.700	67.400
2.	HUNTER Joshua	GBR, GBR	2 2	2 1	3 6	6 8	3 6	2 6	1 3	6 9	3 3	0 0	27.2 25.6	6.1 6.3	33.300 31.900	65.200
3.	BARON Raphael	FRA, REN	3 3	2 3	6 6	6 6	7 3	6 3	4 2	11 6	3 3	0 0	25.2 26.5	5.3 4.7	30.500 31.200	61.700
4.	ERTMAN Brent	CAN, PAAGC	1 2	4 3	3 6	5 6	4 6	4 6	3 3	9 9	4 3	0 0	26.3 25.6	3.4 3.9	-0.3 → 29.400 29.500	58.900
5.	MERKEL Nick	CAN, PGC	4 4	4 6	6 8	6 8	6 8	6 8	6 7		0 3	0 0	23.2 23.7	1.2 2.8	24.400 26.500	50.900