
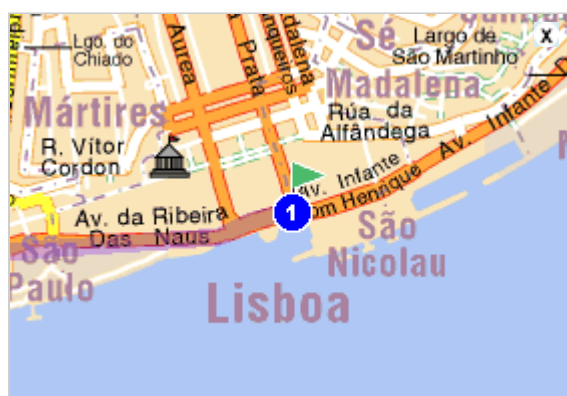


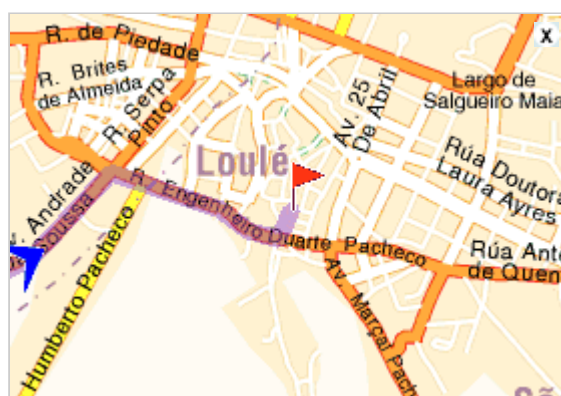


Driving directions printed on 19/05/2008

	Departure: Lisboa (Lisbon)	Time: 02h39
	Destination: 8100 Loulé	Distance: 264km
		Total costs: 18.0 EUR
















Departure: Lisboa (Lisbon)



Destination: 8100 Loulé

Your route plan

	Departure: Lisboa, centre	
	Leave Lisboa	4km 00h10
  <div>E01</div>	Turn left: E01 / Avenida da Ponte / Eixo Norte-Sul	1.2km 00h12
  <div>E01</div> <div>IP7</div>	Continue along: E01 / IP7  Ponte Vinte E Cinco De Abril  Coina: Ticket purchase Take the exit towards: <div>Algarve Alcácer</div>	55km 00h45
  <div>E01</div> <div>IP1</div>	Take E01 / IP1 You've been driving for almost 2 CQ, take a break!  Paderne: Toll: 18.25 EUR Head towards: <div>Espanha Faro</div> Take the exit towards: <div>Exit 12 Loulé</div>	201km 02h36

<div>5</div> <div>  </div> <div>N396</div>	<div>Continue along: N396</div> <div>2km</div> <div>Head towards:</div> <div> <div>Loulé Zona industrial</div> </div>	<div>02h37</div>
<div>6</div>	<div>Continue straight on</div> <div><0.1km</div>	<div>02h37</div>
<div>7</div> <div>  </div>	<div>Arrive in Loulé</div> <div>1km</div> <div>Destination: Loulé, centre</div>	<div>02h39</div>